


Butler County Correctional Complex Resolutions Jail 1997 Annual Report



Operated by:

The Butler County Sheriff's Office

And

Drug and Alcohol Resolutions Inc.



BUTLER COUNTY SHERIFF'S OFFICE
123 Court Street
Hamilton, Ohio 45011

Harold Don Gabbard
Butler County Sheriff

RICHARD K. JONES
CHIEF DEPUTY

1997 Annual Report Summary

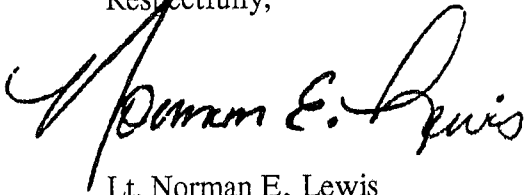
The year 1997 began a new era for Corrections in Butler County, Ohio. The 156-bed expansion to the Resolutions Jail officially opened in March 1997, total inmate population between the two jails is now 241. Several related factors had to be resolved prior to transition into the new building:

- A new contract with Drug and Alcohol Resolutions was drafted and agreed upon. The new contract provided for specific responsibilities for the Sheriff's Office and Drug and Alcohol Resolutions Inc. In essence the Sheriff's Office would take over all security staff and be charged with the Safety and Security of the complex, it's staff and inmates. Drug and Alcohol Resolutions Inc. would handle all food service, building maintenance, commissary and expand inmate programming.
- The transition into the new building would come in phases, male trusty's and females were moved first into the structure. A third dorm was opened in May and the last dorm was opened in December.
- By years end we had gone from holding about 85 inmates to averaging over 200 per day.
- We booked over 2400 inmates compared to about 1400 in years past.
- The Butler County Sheriff's Office increased it's staff to 40, while Drug and Alcohol Resolutions increased it's staff to 14.
- The entire Policy and Procedure Manual was re-written and subsequently approved by State Jail Inspectors.
- The Sheriff's Office Training Division was moved into the basement of Resolutions II and held it's first Peace Officer Academy in February 1997.

This report reflects the vast changes that have occurred since we opened the new facility. Five year trends in particular show the difference in jail operations. The report provides detailed information from the Butler County Correctional Complex and shows statistical data on inmate population, monthly counts, average length of stay, gender stats, court information and billing information.

1997 was extremely busy and by years end we were still adjusting operating policy and procedures. Inmate population caused us to open up our entire facility by years end and we were still feeling the ramifications of such a rapid growth. The facility is staffed with many young corrections officers whom have performed admirably under stressful conditions. It has been a pleasure and honor to lead these young officer and to be a part of the opening of the new facility. I have enjoyed working under the command of Captain Charlie Profitt, Chief Deputy Richard K. Jones and Sheriff Harold "Don" Gabbard. It is apparent however that the desperate need for additional jail space in Butler County is confirmed by our rapid growth. Hopefully, 1998 will bring us solutions for our incarceration problems.

Respectfully,

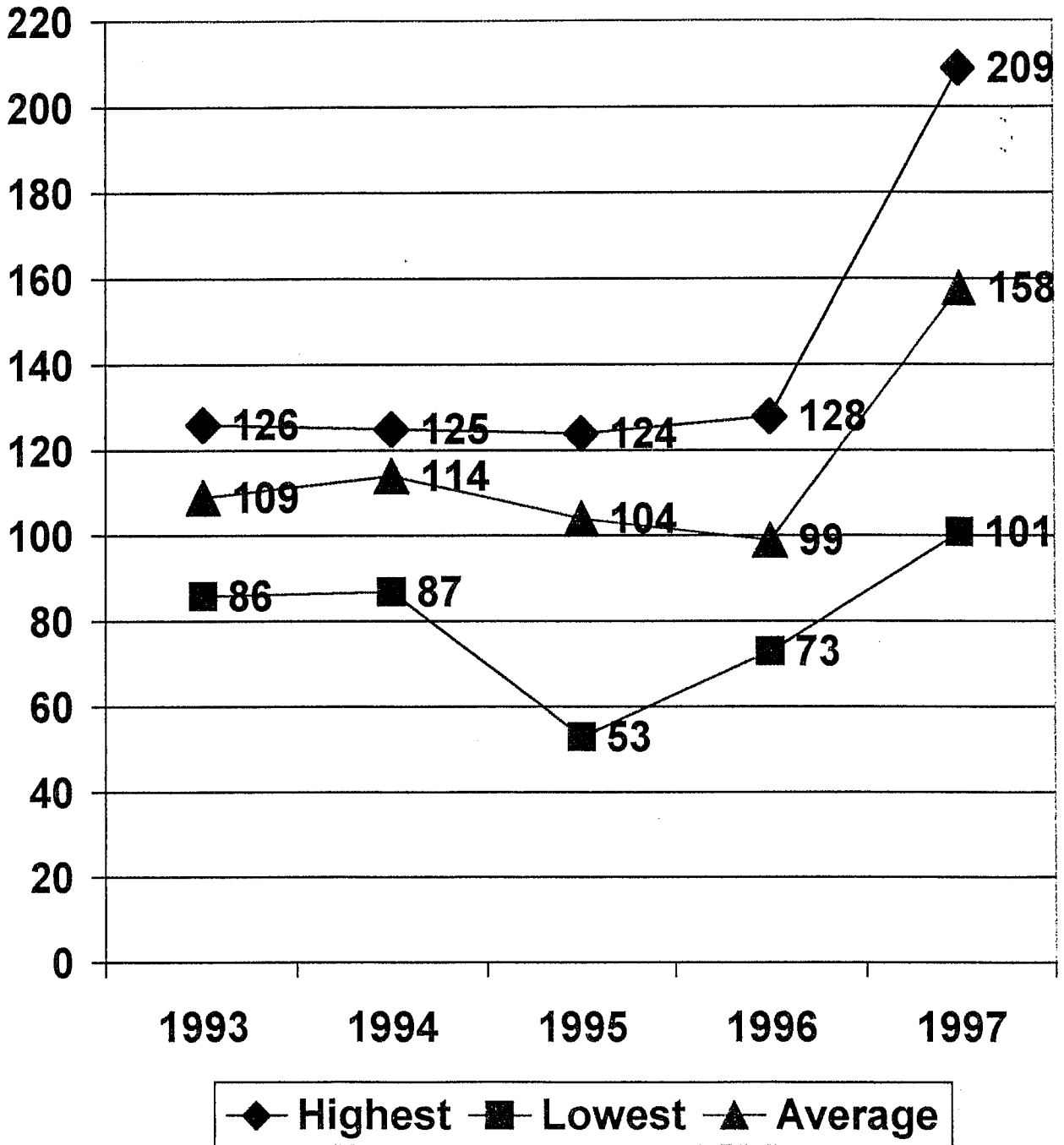
A handwritten signature in cursive script that reads "Norman E. Lewis". The signature is written in dark ink and is positioned below the word "Respectfully,".

Lt. Norman E. Lewis
Deputy Warden

Resolutions

1997 Annual Report

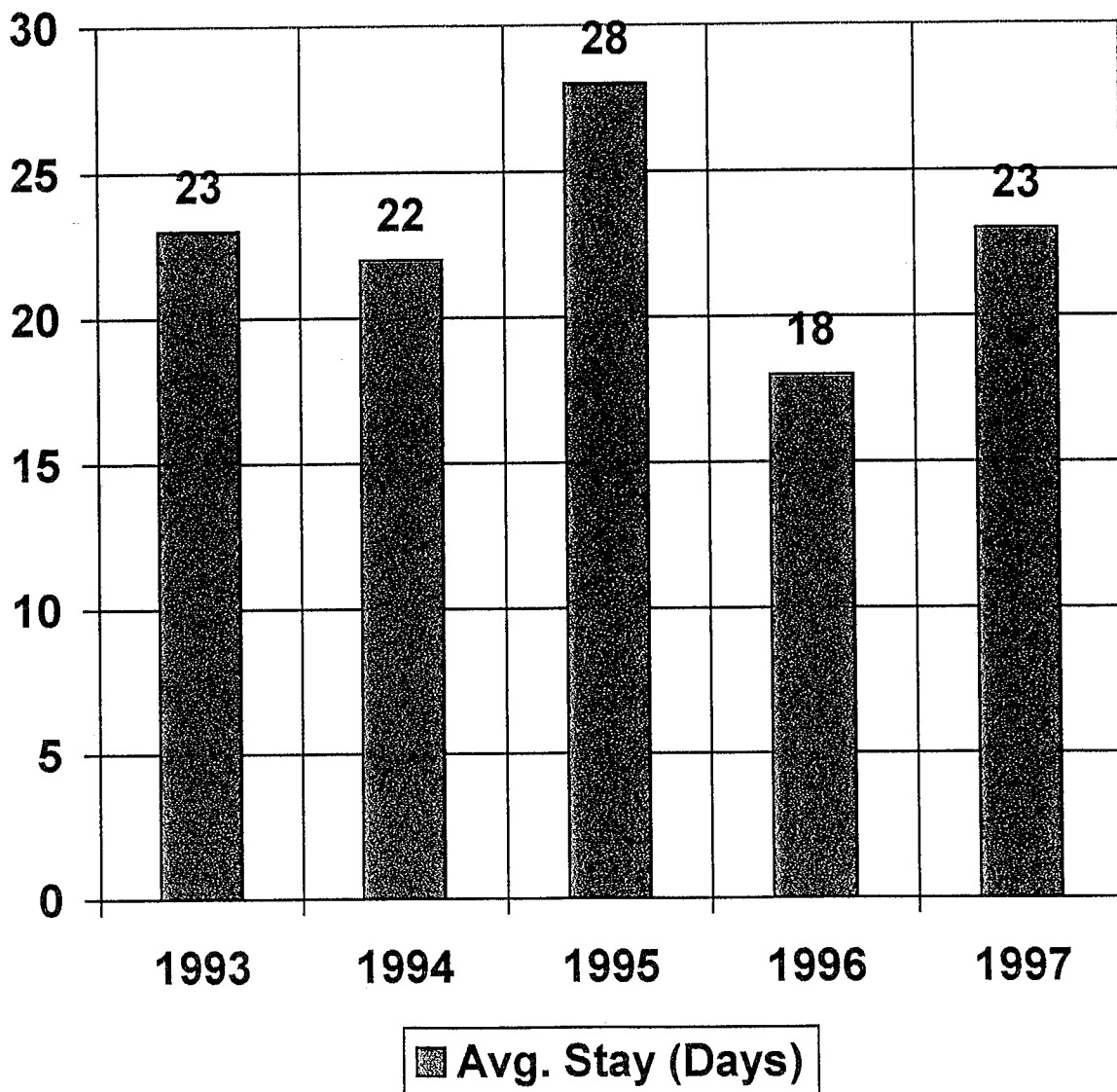
5 Years - Headcount



Resolutions

1997 Annual Report

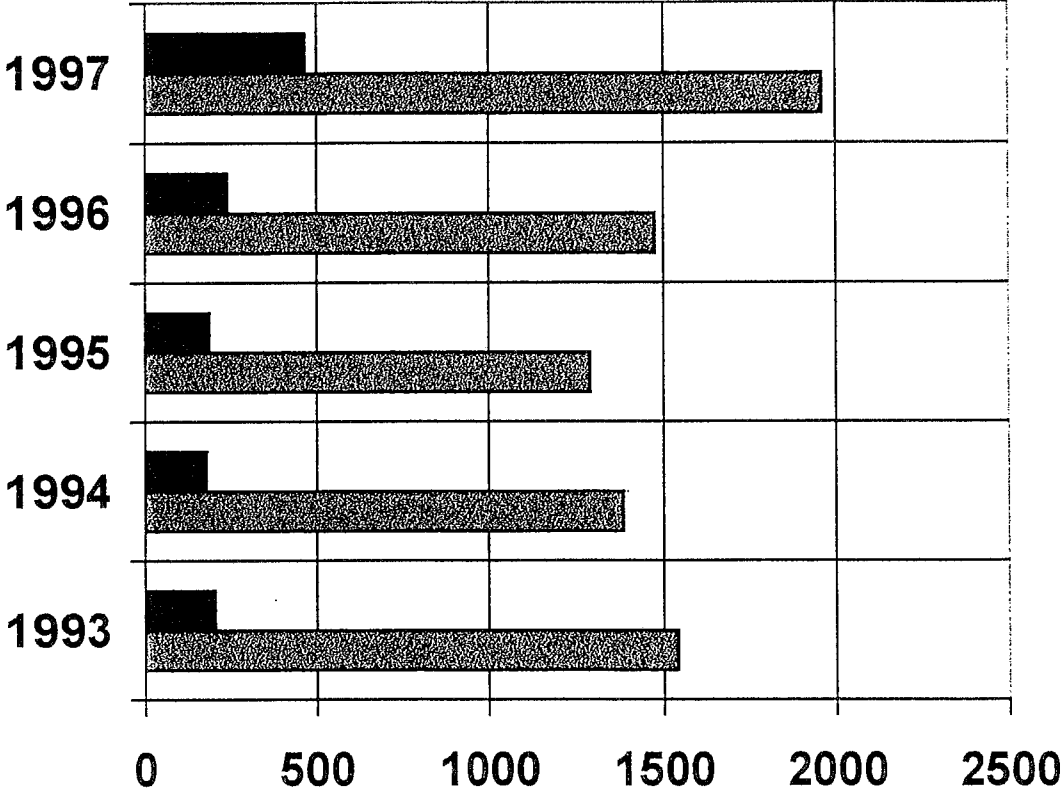
5 Years - Average Length of Stay



Resolutions

1997 Annual Report

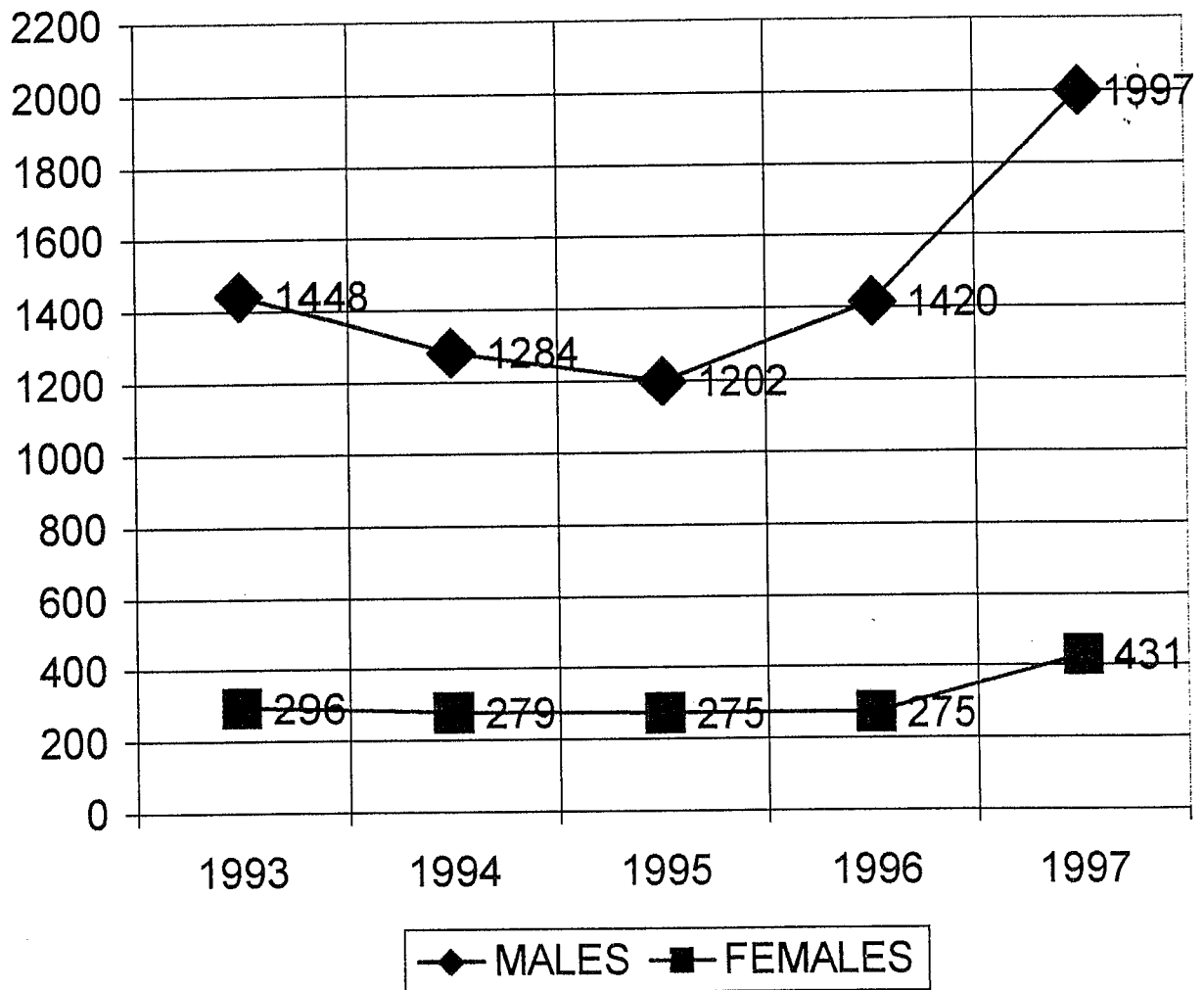
5 Year - Ethnic Trends



Resolutions

1997 Annual Report

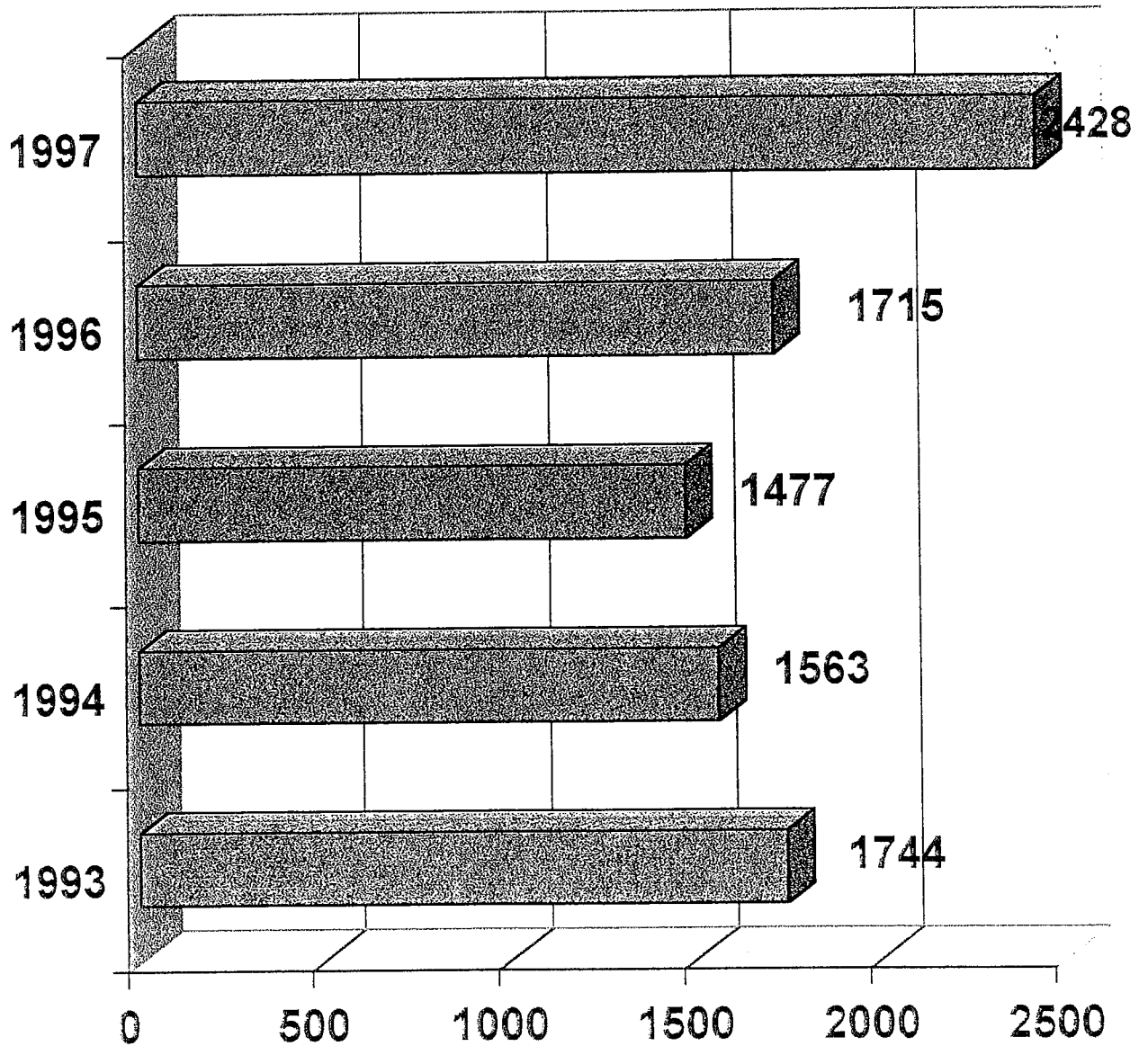
5 Years - Males / Females Booked



Resolutions

1997 Annual Report

5 Years - Inmates Booked



Resolutions

1997 Annual Report

Statistical Report on Billing

Drug and Alcohol Resolutions is a joint effort between the Butler County Board of Commissioners, the Butler County Sheriff's Office and Drug and Alcohol Resolutions (Part of the Fort Hamilton-Hughes Hospital Network). Through contractual agreement the County Commissioners pays Drug and Alcohol Resolutions per diem, per day, per inmate housed at the Resolutions Facility. Drug and Alcohol Resolutions provides daily education and programming for all inmates housed at the Resolutions Jail Facility. In addition and maintenance expenses are paid by Drug and Alcohol Resolutions, Inc.

Butler County Sheriff's Office is in charge of Security and provides all staffing expenses, at least one Deputy Sheriff on duty 24 hours a day and a Jail Administrator whom is in charge of daily operations at the Jail.

Butler County is able to recoup some expenses from the Jail by billing certain municipalities for housing of prisoners. By state law Counties cannot bill for prisoners charged under State Statue. Prisoners charged under municipal ordinance or from an outside county agency can be billed for. Butler County charges all Butler County Courts \$55.00 per day per inmate and \$60.00 per day per inmate for out of County Courts. Some courts also have "Pre-Paid" Inmates - that is the inmate pays Butler County for his or her stay at Resolutions. The following tables reflect billing summaries from the Resolutions Jail Facility:

Chart #1

Amounts Paid by Butler County Commissioners		
Month	Inmate Days	Total Cost
January	3603	\$127,546.20
February	3702	\$131,350.80
March	4185	\$124,836.35
April	4304	\$128,171.84
May	4875	\$145,136.25
June	4917	\$146,384.07
July	5179	\$128,687.41
August	5267	\$130,868.93
September	5023	\$124,820.17
October	5781	\$143,610.99
November	5761	\$143,115.19
December	5489	\$136,372.31
TOTALS	58086	\$1,610,900.51

Resolutions

1997 Annual Report

Statistical Report on Billing

Chart #2

Amounts Billed to Each Court	
Fairfield Municipal Court	\$153,945.00
Hamilton Municipal Court	\$515,405.00
Trenton Mayors Court	\$1,100.00
City of Oxford	\$4,290.00
City of Lebanon	\$180.00
Pike County	\$900.00
Auglaize County	\$24,480.00
Other Agencies	\$1,380.00
TOTALS	\$701,680.00

Chart #3

Amounts Deposited with the Butler County Auditor	
January	\$4,310.00
February	\$8,485.00
March	\$48,430.00
April	\$27,445.00
May	\$92,990.00
June	\$14,610.00
July	\$84,585.00
August	\$56,075.00
September	\$77,960.00
October	\$76,050.00
November	\$49,900.00
December	\$128,565.00
Money Recd from 1996 Billing	\$53,890.00
TOTAL DEPOSITS WITH AUDITOR	\$723,295.00

Resolutions

1997 Annual Report

Statistical Report on Billing

Inmate Housing Costs for Butler County can be calculated using the figures from the above Charts. By taking the amounts billed to the County Commissioners and subtracting amounts deposited into the Auditors Office and then dividing the total by the amount of inmate days served in 1997.

Chart #4

Butler County Housing Costs per Inmate Before Expenses	
Amount Billed to County Commissioners	\$1,610,900.51
Amount Deposited with Auditors Office	\$723,295.00
Subtract Deposits from Billed	\$887,605.51
Divide by Total Inmate Days	58,086
Housing Costs for Butler County before expenses	\$15.28 per Day Per Inmate

Chart #5

Butler County Housing Costs Per Inmate After Expenses	
Net Housing Costs (Billed subtracted from Deposits)	\$887,605.51
Security Expenses (Control Room Deputy - estimated)	\$200,000.00
Security Expenses (Employee Salaries & Benefits)	\$1,000,000.00
Total Costs (Expenses + Net Housing Costs)	\$2,087,605.51
Divide by Inmate Days	58,086
Housing Costs for Butler County After Expenses	\$35.94 per Day Per Inmate

	1995	1996	1997
Cost per inmate before expenses	\$16.29	\$21.18	\$15.28
Cost per inmate after expenses	\$21.54	\$26.70	\$35.94

Resolutions

1997 Annual Report

Trusty Report for 1996

The Resolutions Trusty Program began in 1994 under the direction of Lt. Charlie Profit. During the year 1996 the Program was streamlined to achieve accurate documentation on Trusty Work Details. These Trusty's work both inside and outside the facility and their hours and work details are tracked by a Butler County Sheriff's Office employee designated as the Trusty Coordinator. Once a month a report is compiled showing how many hours are worked by these Trusty's and a cost estimated savings is calculated by multiplying the hours worked by the standard minimum wage rate.

Trusty DO NOT receive pay for their work but are given special priviledges for their time and efforts. An example of this would be that they receive an extra night of visitation per week. Several county and municipal agency utilize these Trusty's for work details such as moving, painting, cleaning etc.

The Chart below shows the number of Trusty Hours worked each month and how much the County saves by using these Trusty's instead of paying outside personnel to complete these general tasks. It should be noted that the County does pay workers compensation on these Trusty's should one be injured while working.

Month	Outside Trusty Hours	Inside Trusty Hours	Total Hours for the Month	Savings at \$5.15 per Hour
January	3552	2678	6230	\$32,084.50
February	3547	2920	6467	\$33,305.05
March	4097	4056	8153	\$41,987.95
April	4829	2984	7813	\$40,236.95
May	5503	2760	8263	\$42,554.45
June	5232	2824	8056	\$41,488.40
July	3944	2824	6768	\$34,855.20
August	4333	2384	6717	\$34,592.55
September	2992	2016	5008	\$25,791.20
October	3437	2594	6031	\$31,059.65
November	2992	3250	6242	\$32,146.30
December	3523	3122	6645	\$34,221.75
TOTALS	47981	34412	82393	\$424,323.95

Resolutions 1997 Annual Report Inmate Discipline Summary Report

Resolutions inmate discipline is tracked annually, In accordance with Ohio Minimum Jail Standards, violations are divided into three categories:

1. Minor Violations - Violations which require only a verbal warning or adjustment from staff.
2. Major Violations - Violations which require a disciplinary hearing but do not necessarily constitute a threat to the security and safety of the facility.
3. Serious Violations - Violations which constitute a threat to the security and safety of the facility - They always require a disciplinary hearing.

When a disciplinary hearing is conducted the inmate has due process requirements that are set forth by minimum jail standards and certain inmate privileges can be suspended for set periods of time. Inmates can also be placed in Administrative Segregation .

The following chart reflects Inmate Discipline for the year 1997:

Month	Written Violations	Minor Violations	Major Violations	Serious Violations	Transfers to BCJ	Administrative Segregation
January	13	5	4	14	1	4
February	12	16	5	3	0	4
March	24	38	24	10	1	3
April	40	84	39	31	3	4
May	10	16	13	3	1	5
June	37	80	46	31	0	11
July	26	30	18	12	2	6
August	27	34	22	28	5	6
September	25	35	26	21	8	13
October	44	23	41	38	3	27
November	39	24	33	30	4	18
December	41	34	42	14	1	18
TOTALS	338	419	313	235	29	119

**Resolutions
1997 Annual Report
Medical Services Summary**

Inmates at Resolutions receive medical treatment on a daily basis. The Butler County Medical Services Division provides medical care for inmates 24 hours a day 365 days a year. Dr. Robert Gabriele is the staff physician and oversees all medical treatment to Butler County Inmates. The following table is a summary of medical services provided to inmates during 1997.

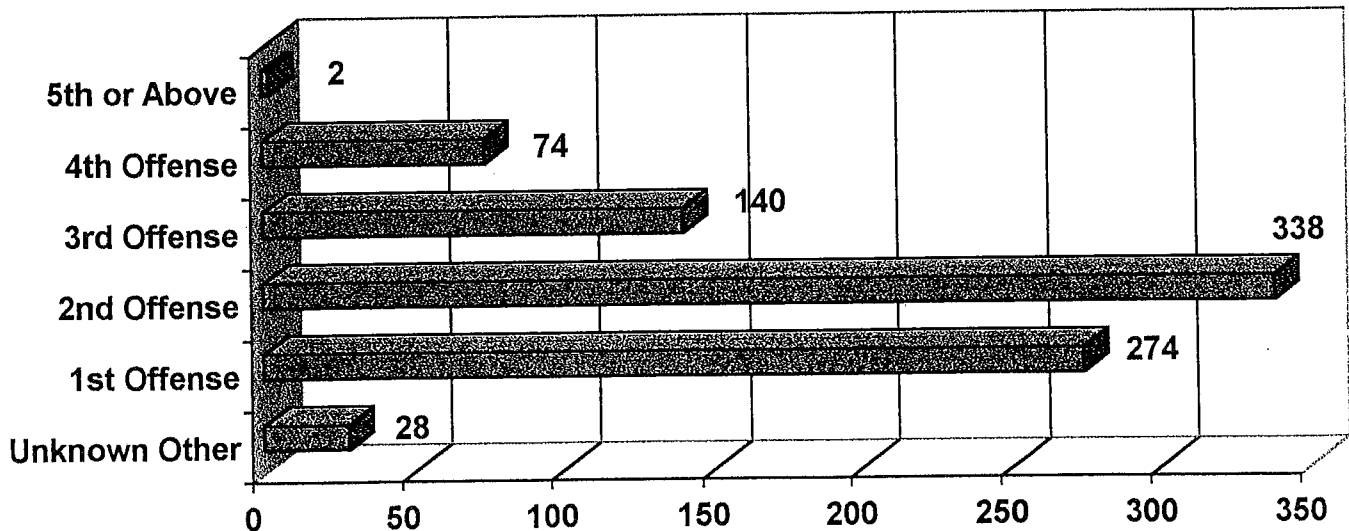
Number of Inmates Screened	2,370
Sick Call Requests Received	9,467
Number of Inmates Given Treatment	11,494
Number of Inmates on Medication	12,578
Physicians Appointments	38
Dental Appointments	17
Lab Procedures	1,515
Inmates Treated for Sexually Transmitted Diseases	44
Emergency Room Transports	27
Inmates Referred to Forensic	107
Planned Parenthood Appointments	11
Inmates in Medical Holding	5

This summary was taken from Medical Monthly Reports submitted by Butler County Medical Services Staff Members.

Resolutions 1997 Annual Report Summary of DUI Offenders

Driving Under the Influence of Alcohol and/or Drugs of Abuse, was the most common charge at Resolutions during the year 1997 (856 total DUI charges).

- 274 were First time Offenders
- 338 were 2nd time Offenders
- 140 were 3rd time Offenders
- 74 were 4th time Offenders
- 2 were 5th time and/or above Offenders
- Note: 28 Inmates were in Jail on DUI charges at the end of the year. These were not included in this summary due to unknown outdates.




Resolutions

1997 Annual Report

Total Inmate Booked

- Total Male Inmates Booked = 1997
- Total Female Inmates Booked = 431
- Total ALL Inmates Booked = 2428

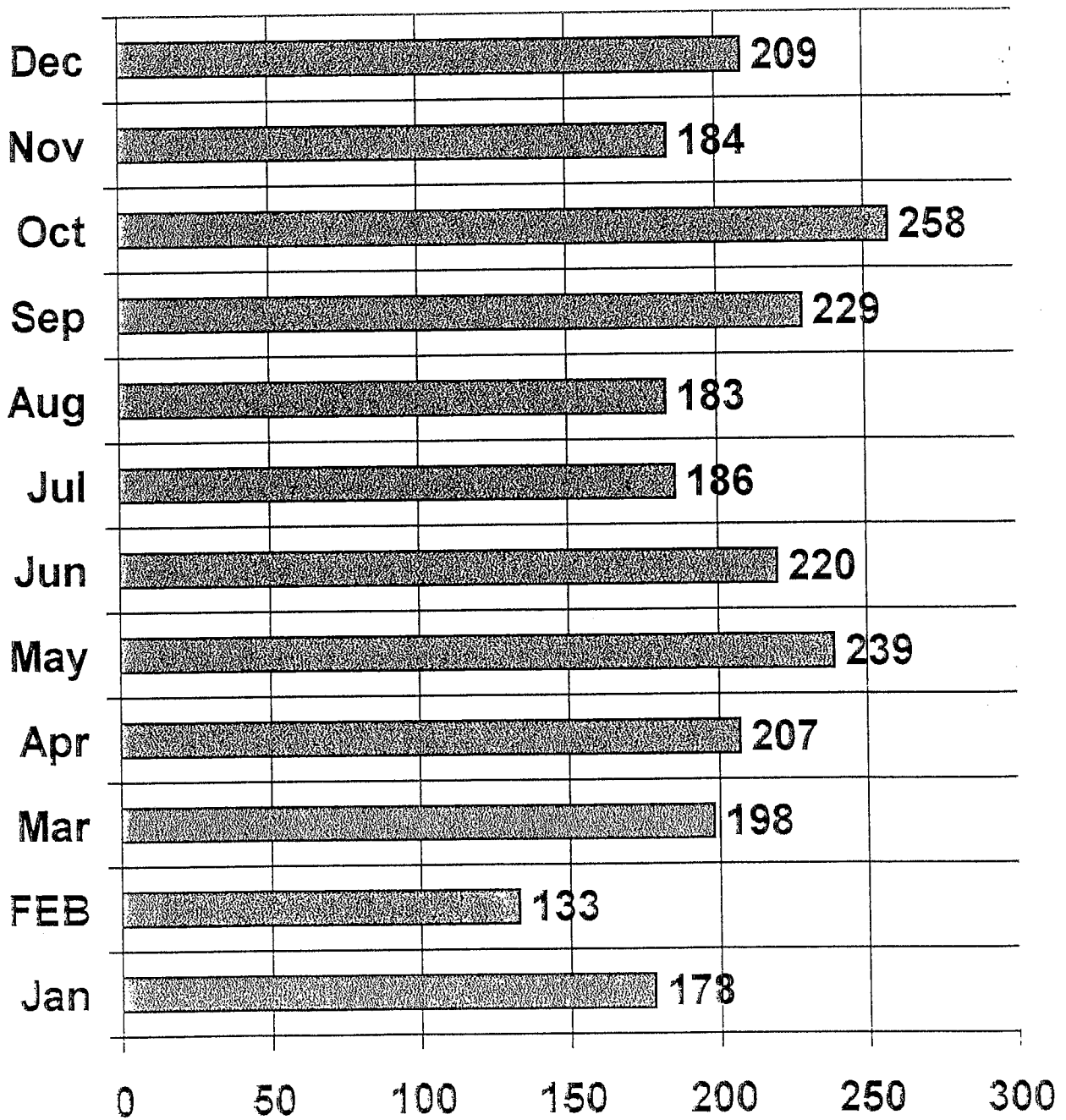


■ Males ■ Females

Resolutions

1997 Annual Report

Inmates Booked by the Month



Resolutions

1997 Annual Report

Average Length of Stay by Age

18 - 25 Years Old - Average = 18.61%

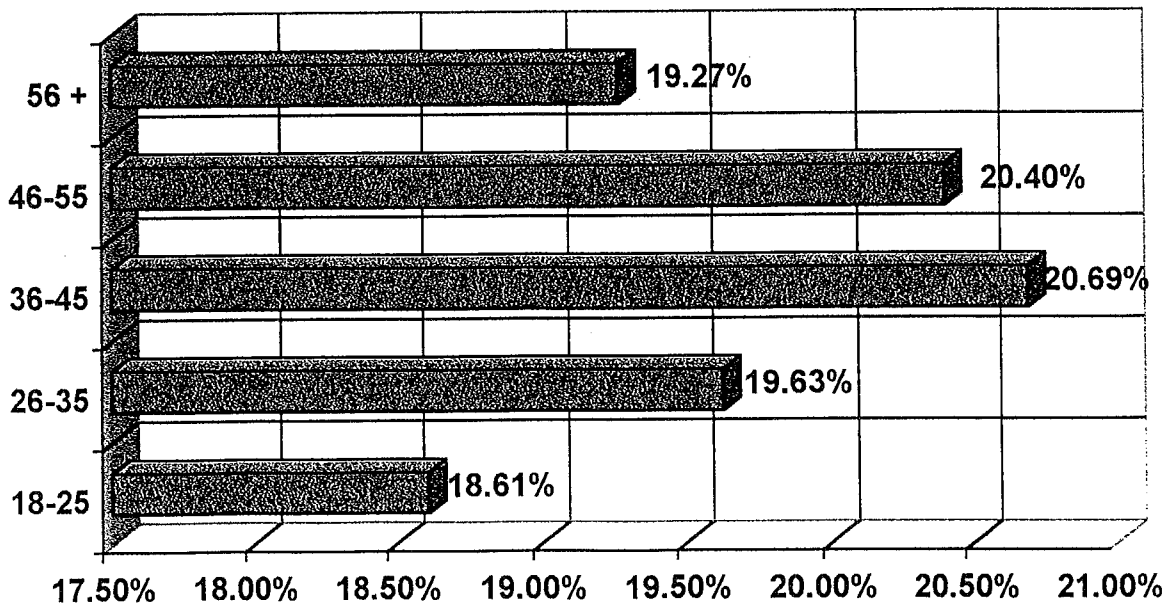
26 - 35 Years Old - Average = 19.63%

36 - 45 Years Old - Average = 20.69%

46 - 55 Years Old - Average = 20.40%

56 + Years Old - Average = 19.27%

Total Average Length of Stay = 22.58 Days



Resolutions

1997 Annual Report

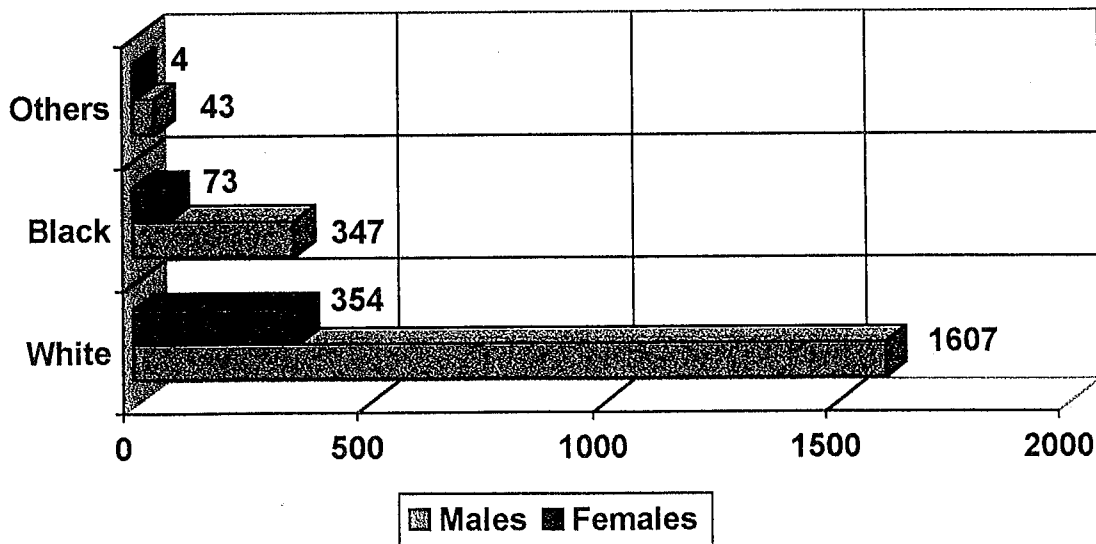
Inmate Population by Race

Total White Males = 1607
Total White Females = 354
Total WHITES = 1961

Total Black Males = 347
Total Black Females = 73
Total BLACKS = 420

Total Other Males = 43
Total Other Females = 4
Total OTHER = 47

Total Booked Inmates for 1997 = 2428



Resolutions

1997 Annual Report

Average Length of Stay by Race

Average White Males = 20.14 days

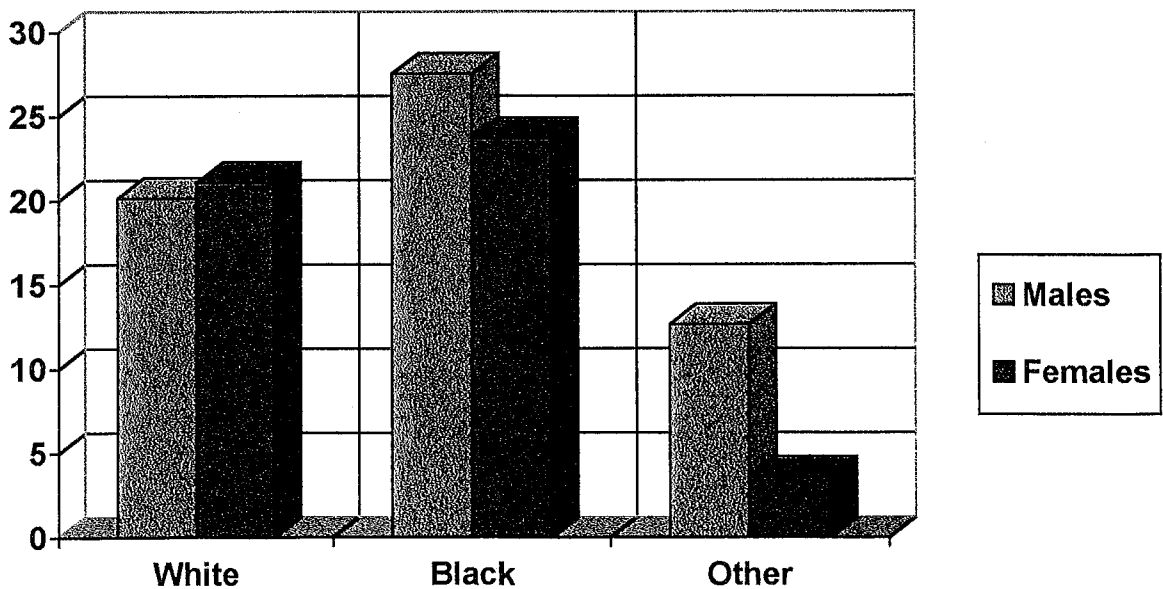
Average White Females = 21.08 days

Average Black Males = 27.51 days

Average Black Females = 23.69 days

Average Other Males = 12.67

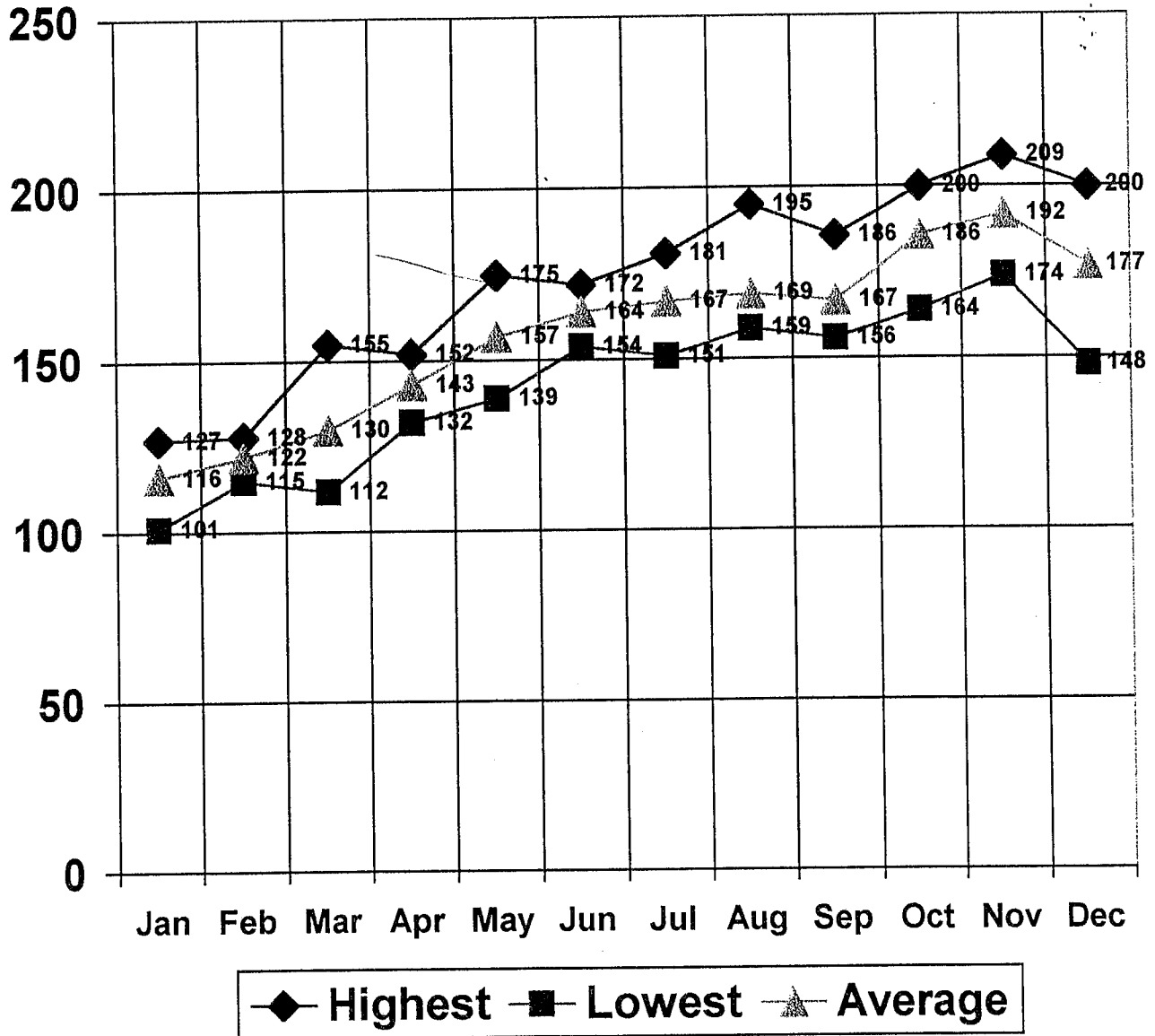
Average Other Females = 3.60



Resolutions

1997 Annual Report

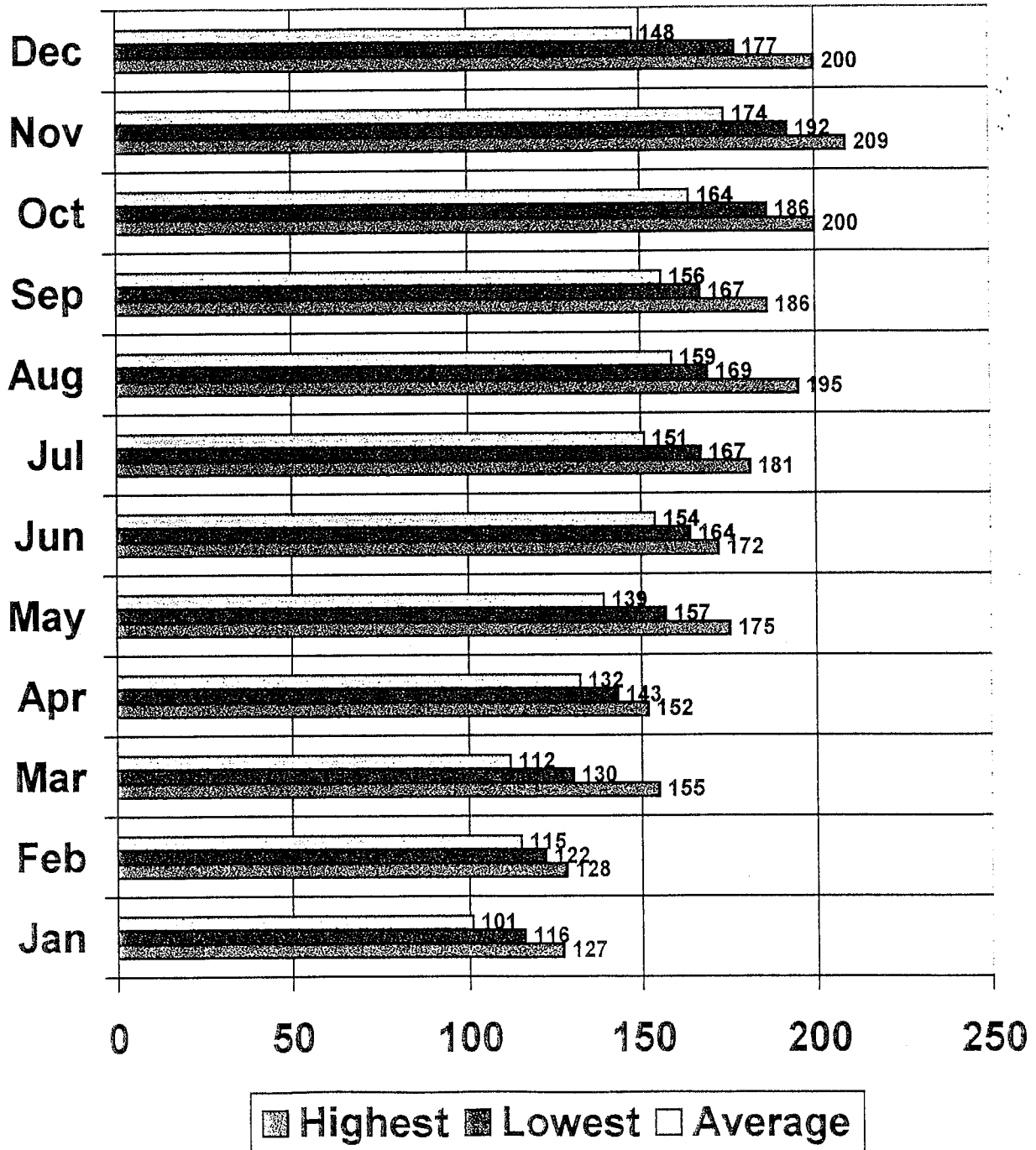
Highest/Lowest/Average Daily Headcount



Resolutions

1997 Annual Report

Highest/Lowest/Average Daily Headcount by Month

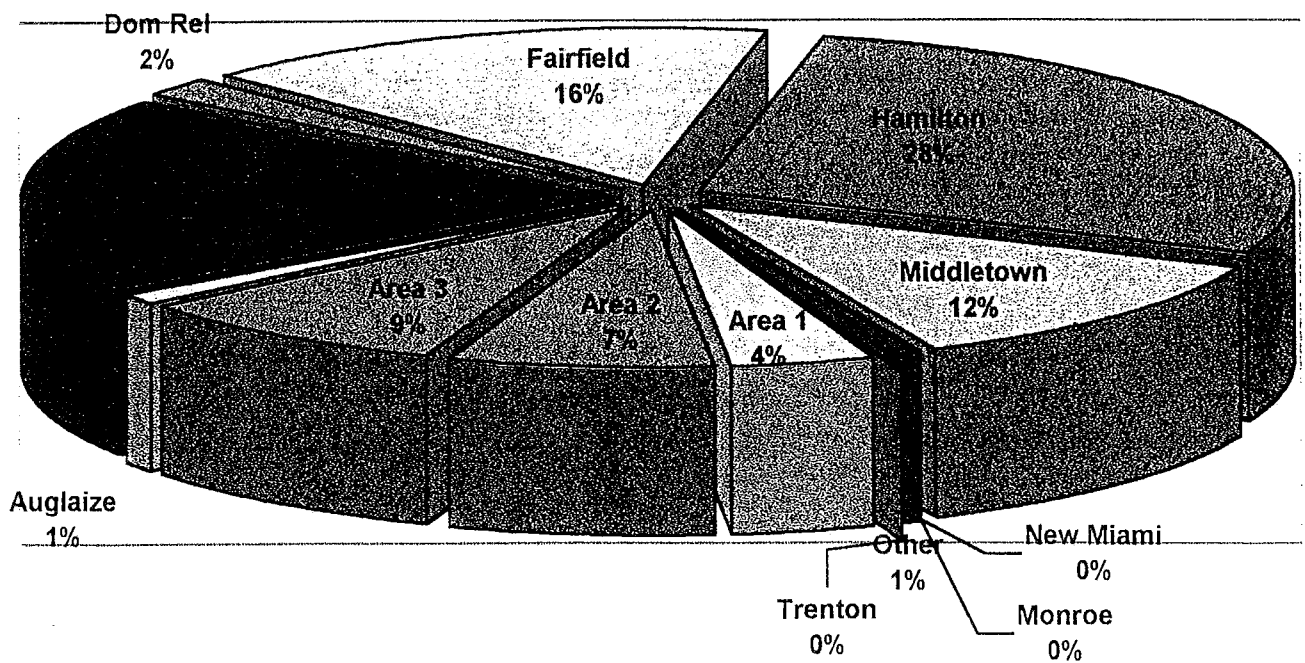


Resolutions

1997 Annual Report

Inmates Commitments by Court (Percentage)

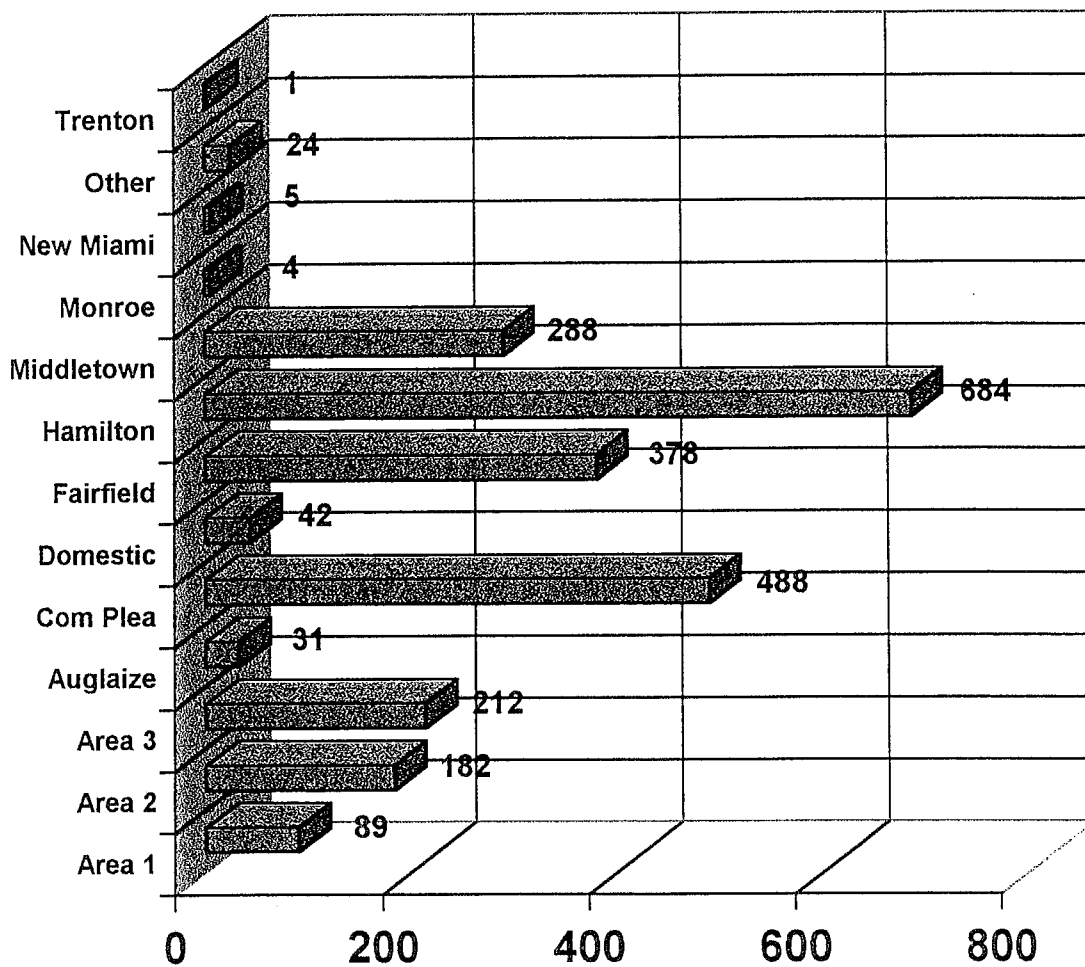
0 = Less Than 1 %



Resolutions

1997 Annual Report

Inmate Commitments by Court



Resolutions

1997 Annual Report

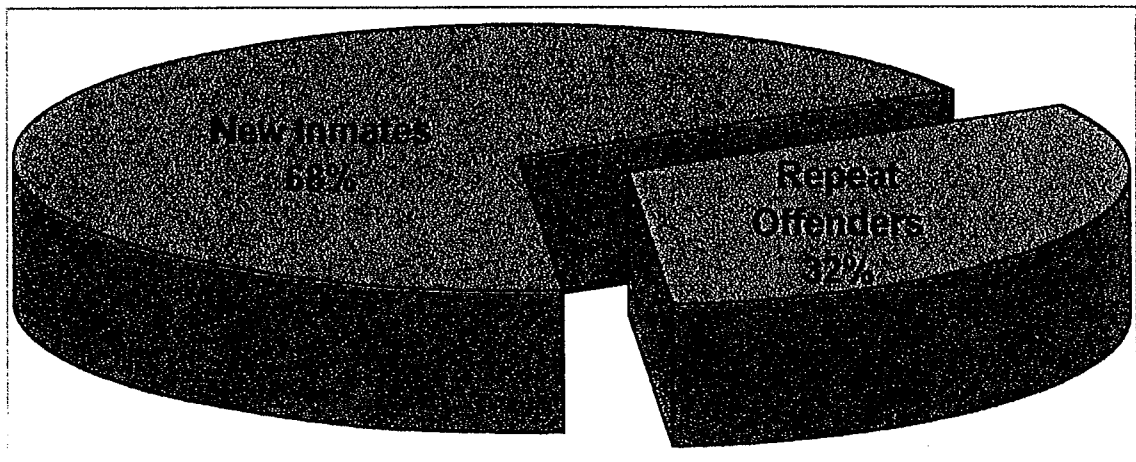
Recidivism in 1997

Total Inmates Booked = 2428

Total New Inmates = 1643

Total Repeat Offenders = 785

32% Recidivism Rate for 1997



PRE-TRIAL INMATES
MASTER SHEET
1997

REVISIONS
442 S. SECOND ST.
HAMILTON, OHIO 45013

pre-paid

BUTLER COUNTY COURTS	JANUARY	FEBRUARY	MARCH	APRIL	MAY	JUNE	JULY	AUGUST	SEPTEMBER	OCTOBER	NOVEMBER	DECEMBER	TOTAL
FAIRFIELD													
HAMILTON													
MIDDLETOWN	\$1,375.00	\$2,145.00	\$1,430.00	\$2,145.00	\$2,915.00	\$1,760.00	\$1,375.00	\$1,540.00	\$1,870.00	\$660.00	\$1,265.00	\$1,100.00	\$19,577.00
MONROE			\$165.00			\$330.00	\$55.00	\$275.00	\$220.00	\$165.00	\$165.00		\$815.00
NEW MIAMI													
SEVEN MILE													
TRENTON													
OXFORD CITY													
AREA I	\$275.00	\$165.00	\$165.00	\$165.00	\$165.00		\$165.00	\$165.00					\$1,110.00
AREA II	\$2,200.00	\$1,265.00	\$1,705.00	\$1,980.00	\$2,145.00	\$1,650.00	\$1,540.00	\$1,100.00	\$825.00	\$1,485.00	\$660.00	\$660.00	\$17,220.00
AREA III		\$330.00	\$495.00	\$330.00			\$165.00	\$165.00	\$715.00	\$330.00	\$990.00	\$1,265.00	\$4,740.00
TOTALS	\$3,850.00	\$4,070.00	\$3,795.00	\$4,620.00	\$5,225.00	\$3,740.00	\$3,300.00	\$3,245.00	\$3,630.00	\$2,640.00	\$3,080.00	\$3,025.00	\$44,220.00

OUT OF COUNTY COURTS	JANUARY	FEBRUARY	MARCH	APRIL	MAY	JUNE	JULY	AUGUST	SEPTEMBER	OCTOBER	NOVEMBER	DECEMBER	TOTAL
OTHER					\$600.00				\$360.00	\$1,140.00	\$840.00		\$2,940.00
AUGLAIZE CO													
EATON MUN.						\$180.00							\$180.00
MASON MAYOR	\$180.00												\$180.00
PREBLE CO													
KETTERING													
CLARK CO													
LEBANON MUN													
MUSKINGHAM CO													
FAIRBORN				\$540.00	\$600.00								\$1,140.00
TOTALS	\$180.00	\$0.00	\$0.00	\$540.00	\$1,200.00	\$180.00	\$0.00	\$0.00	\$360.00	\$1,140.00	\$840.00	\$600.00	\$5,100.00

GRAND TOTALS	JANUARY	FEBRUARY	MARCH	APRIL	MAY	JUNE	JULY	AUGUST	SEPTEMBER	OCTOBER	NOVEMBER	DECEMBER	TOTAL
GRAND TOTALS	\$4,030.00	\$4,070.00	\$3,795.00	\$5,160.00	\$6,425.00	\$3,920.00	\$3,300.00	\$3,245.00	\$3,990.00	\$3,780.00	\$3,920.00	\$3,625.00	\$49,140.00

Lt. Norman E. Lewis
Deputy Warden

RESOLUTIONS
 442 S. SECOND ST.
 HAMILTON, OHIO 45013

AMOUNTS BILLED
 MASTER DEBIT SHEET
 1997

BUTLER COUNTY COURTS	JANUARY	FEBRUARY	MARCH	APRIL	MAY	JUNE	JULY	AUGUST	SEPTEMBER	OCTOBER	NOVEMBER	DECEMBER	TOTAL
FAIRFIELD	\$11,990.00	\$4,675.00	\$9,680.00	\$7,755.00	\$13,750.00	\$15,840.00	\$10,175.00	\$14,355.00	\$14,410.00	\$16,665.00	\$17,710.00	\$16,940.00	\$153
HAMILTON	\$22,000.00	\$27,445.00	\$34,815.00	\$36,850.00	\$50,050.00	\$62,415.00	\$47,520.00	\$55,880.00	\$46,420.00	\$42,900.00	\$47,850.00	\$51,260.00	\$515
MIDDLETOWN													
MONROE													
NEW MIAMI													
SEVEN MILE													
TRENTON			\$825.00	\$275.00									\$1
OXFORD CITY	\$165.00								\$990.00	\$220.00	\$880.00	\$550.00	\$4
AREA I					\$0.00								
AREA II													
AREA III													
TOTALS	\$34,155.00	\$32,120.00	\$45,320.00	\$44,880.00	\$63,800.00	\$68,255.00	\$57,695.00	\$71,720.00	\$61,820.00	\$59,785.00	\$66,440.00	\$68,760.00	\$674

OUT OF COUNTY COURTS	JANUARY	FEBRUARY	MARCH	APRIL	MAY	JUNE	JULY	AUGUST	SEPTEMBER	OCTOBER	NOVEMBER	DECEMBER	TOTAL
AUGLAIZE CO	\$3,960.00	\$5,460.00	\$2,460.00	\$2,100.00	\$1,980.00	\$600.00	\$1,020.00	\$600.00		\$660.00	\$1,680.00	\$3,960.00	\$24
PREBLE CO													
MASON MAYOR													
KETTERING			\$180.00										
LEBANON													
US NAVY				\$900.00									
PIKE COUNTY					\$1,380.00								\$
Other													\$
TOTALS	\$3,960.00	\$5,460.00	\$2,640.00	\$3,000.00	\$3,360.00	\$600.00	\$1,020.00	\$600.00	\$0.00	\$660.00	\$1,680.00	\$3,960.00	\$24

GRAND TOTALS	JANUARY	FEBRUARY	MARCH	APRIL	MAY	JUNE	JULY	AUGUST	SEPTEMBER	OCTOBER	NOVEMBER	DECEMBER	TOTAL
GRAND TOTALS	\$38,115.00	\$37,580.00	\$47,960.00	\$47,880.00	\$67,160.00	\$68,855.00	\$58,715.00	\$72,320.00	\$61,820.00	\$60,445.00	\$68,120.00	\$72,710.00	\$70

RESOLUTIONS
442 S. SECOND ST.
HAMILTON, OHIO 45013

AMOUNTS PAID
MASTER CREDIT
SHEET
1997

BUTLER COUNTY COURTS	JANUARY	FEBRUARY	MARCH	APRIL	MAY	JUNE	JULY	AUGUST	SEPTEMBER	OCTOBER	NOVEMBER	DECEMBER
FAIRFIELD	\$9,130.00		\$16,665.00		\$9,680.00	\$7,755.00	\$29,590.00		\$24,530.00	\$14,410.00		\$34,375.00
HAMILTON	\$22,990.00	\$19,085.00	\$22,000.00	\$27,445.00	\$71,665.00		\$50,050.00	\$52,415.00	\$47,520.00	\$55,880.00	\$46,420.00	\$90,750.00
MIDDLETOWN												
MONROE												
NEW MIAMI												
SEVEN MILE												
TRENTON												
OXFORD CITY	\$165.00	\$165.00			\$275.00				\$1,485.00	\$990.00		\$1,100.00
AREA I												
AREA II												
AREA III												
TOTALS	\$32,285.00	\$19,250.00	\$38,665.00	\$27,445.00	\$81,620.00	\$77,550.00	\$79,640.00	\$52,415.00	\$73,535.00	\$71,280.00	\$46,420.00	\$126,225.00

OUT OF COUNTY COURTS	JANUARY	FEBRUARY	MARCH	APRIL	MAY	JUNE	JULY	AUGUST	SEPTEMBER	OCTOBER	NOVEMBER	DECEMBER
AUGLAIZE CO	\$2,520.00	\$3,960.00	\$5,460.00		\$4,560.00	\$1,980.00	\$600.00	\$1,020.00	\$600.00			\$2,340.00
PREBLE CO												
MASON MAYOR												
KETTERING												
US NAVY						\$900.00						
PIKE COUNTY												
TOTALS	\$2,520.00	\$3,960.00	\$5,460.00	\$0.00	\$4,560.00	\$2,880.00	\$600.00	\$1,020.00	\$600.00	\$0.00	\$0.00	\$2,340.00

GRAND TOTALS	\$34,805.00	\$23,210.00	\$44,125.00	\$27,445.00	\$86,180.00	\$10,635.00	\$80,240.00	\$53,435.00	\$74,135.00	\$71,280.00	\$46,420.00	\$128,565.00
---------------------	-------------	-------------	-------------	-------------	-------------	-------------	-------------	-------------	-------------	-------------	-------------	--------------

RESOLUTIONS

442 S. SECOND ST.
HAMILTON, OHIO 45013

AMOUNTS PAID
MASTER CREDIT
SHEET
1997

TOTALS
\$0.00
\$0.00
\$146,135.00
\$506,220.00
\$0.00
\$0.00
\$0.00
\$0.00
\$0.00
\$4,180.00
\$0.00
\$0.00
\$0.00
\$0.00
\$656,535.00

TOTALS
\$0.00
\$23,040.00
\$0.00
\$0.00
\$0.00
\$0.00
\$900.00
\$0.00
\$0.00
\$23,940.00

\$680,475.00

RESOLUTIONS

AUDITORS REPORT
1997

BUTLER COUNTY COURTS	JANUARY	FEBRUARY	MARCH	APRIL	MAY	JUNE	JULY	AUGUST	SEPTEMBER	OCTOBER	NOVEMBER	DECEMBER
FAIRFIELD	\$0.00		\$16,665.00		\$9,680.00	\$7,755.00	\$29,590.00		\$24,530.00	\$14,410.00		\$34,375.00
HAMILTON	\$0.00		\$22,000.00	\$27,445.00	\$71,665.00		\$50,050.00	\$52,415.00	\$47,520.00	\$55,880.00	\$46,420.00	\$90,750.00
MIDDLETOWN												
MONROE												
NEW MIAMI												
SEVEN MILE												
TRENTON												
OXFORD CITY		\$165.00			\$275.00				\$1,485.00	\$990.00		\$1,100.00
AREA I												
AREA II												
AREA III												
TOTALS	\$0.00	\$165.00	\$38,665.00	\$27,445.00	\$81,620.00	\$17,555.00	\$79,640.00	\$52,415.00	\$73,535.00	\$71,280.00	\$46,420.00	\$126,225.00

OUT OF COUNTY COURTS	JANUARY	FEBRUARY	MARCH	APRIL	MAY	JUNE	JULY	AUGUST	SEPTEMBER	OCTOBER	NOVEMBER	DECEMBER
AUGLAIZE CO		\$3,960.00	\$5,460.00		\$4,560.00	\$1,980.00	\$600.00	\$1,020.00	\$600.00			\$2,340.00
PREBLE CO												
MASON MAYOR												
KETERING												
U.S. NAVY						\$900.00						
PIKE COUNTY	\$4,310.00	\$4,360.00	\$4,305.00		\$6,810.00	\$3,975.00	\$4,345.00	\$2,640.00	\$3,825.00	\$4,770.00	\$3,480.00	
PREPAIDS												
TOTALS	\$4,310.00	\$8,320.00	\$9,765.00	\$0.00	\$11,370.00	\$6,855.00	\$4,945.00	\$3,660.00	\$4,425.00	\$4,770.00	\$3,480.00	\$2,340.00

COURT TOTALS	JANUARY	FEBRUARY	MARCH	APRIL	MAY	JUNE	JULY	AUGUST	SEPTEMBER	OCTOBER	NOVEMBER	DECEMBER
	\$4,310.00	\$8,485.00	\$48,430.00	\$27,445.00	\$92,990.00	\$14,610.00	\$84,585.00	\$56,075.00	\$77,960.00	\$76,050.00	\$49,900.00	\$128,565.00

96 Money Rec'd	JANUARY	FEBRUARY	MARCH	APRIL	MAY	JUNE	JULY	AUGUST	SEPTEMBER	OCTOBER	NOVEMBER	DECEMBER
	\$34,805.00	\$19,085.00	\$0.00	\$0.00	\$0.00	\$0.00	\$0.00	\$0.00	\$0.00	\$0.00	\$0.00	\$0.00

MONTH TOTALS	JANUARY	FEBRUARY	MARCH	APRIL	MAY	JUNE	JULY	AUGUST	SEPTEMBER	OCTOBER	NOVEMBER	DECEMBER
	\$39,115.00	\$27,570.00	\$48,430.00	\$27,445.00	\$92,990.00	\$14,610.00	\$84,585.00	\$56,075.00	\$77,960.00	\$76,050.00	\$49,900.00	\$128,565.00

TOTAL ALL DEPOSITS MADE IN 1997 TO AUDITOR =