

Butler County Correctional Complex

1996 Annual Report



Operated by:

The Butler County Sheriff's Office

And

Drug and Alcohol Resolutions Inc.



BUTLER COUNTY SHERIFF'S OFFICE
123 Court Street
Hamilton, Ohio 45011

Harold Don Gabbard
Butler County Sheriff

RICHARD K. JONES
CHIEF DEPUTY

1996 Annual Report Summary

The year 1996 was highlighted by the continued construction of the Resolutions II Jail Facility. By years end the building was about one month from completion and transition into the new jail had begun.

Several transitional issues had to be completed prior to opening of the new jail facility. An abbreviated list of these topics include - the Policy and Procedure manual had to be completely re-written to accommodate the new facility, Contractual issues with Drug and Alcohol Resolutions and the County Commissioners was resolved in that all Correctional Staff will now fall under the authority of the Sheriff - operational issues such as commissary, food service, building maintenance and inmate education will be handled by Drug and Alcohol Resolutions, A new inmate classification system was designed and implemented for both the Main Jail and the Resolutions Jail - This system drives inmate population at both facilities and identifies which inmates should be housed at either Resolutions or the Main Jail, in addition it identifies risk factors that may be attached to inmates and scores them in a specific classification.

Resolutions was re-named the Butler County Correctional Complex and a new exciting era in Corrections was about to begin in Butler County. Open house and the acceptance of new inmates in this new facility would take place in February of 1997. The Complex was designed to house 241 inmates (Resolutions I Facility capacity is 85 inmates, Resolutions II capacity is 156 inmates).

Responsibilities and internal workings of specialized areas such as Commissary, Trusty Programs, Inmate Services, Food Service, Training, Booking, Medical Services, Classification and operation of the Control Room were completely redefined to accommodate the opening and operation of the new facility.


Upgrades were continuing with the County's new JIS computer system and successful bids were accepted for the purchase of Live Scan Fingerprint systems. By years end nearly all aspects for the transition and opening of the facility were in place and Administration began the task of screening new applicants to staff the facility.

Resolutions I continued normal operation during the calendar year 1996 and statistically inmate population numbers, inmate bookings, average length of stay and similar types of statistics were comparable with previous years. Hamilton Municipal Court numbers were low during the first half of the year, but that number can be contributed to a Judicial Change and by years end their numbers were back to normal standards.

The Report that follows provides detailed information on the Resolutions I facility and gives statistical data on inmate population data areas such as Monthly counts, average length of stay, gender stats, court information and billing information.

It has been a pleasure to work in the capacity of Deputy Warden, under the command of Sheriff Gabbard and to have the opportunity to have a hands-on decision making role in the construction and operation of the new facility. Hopefully 1997 will bring Butler County much of the same success we enjoyed in 1996.

Respectfully,

A handwritten signature in cursive script, appearing to read "Norman E. Lewis".

Lt. Norman E. Lewis
Deputy Warden

Butler County Correctional Complex

Butler County Sheriff's Office

Resolutions Board of Trustee's

Harold Don Gabbard
Sheriff

Richard Jones
Chief Deputy

Captain Charlie Profitt
Warden

Lt. Norman E. Lewis
Deputy Warden

Administrative
Secretary

Shift Sergeants

Control Room Officers | Corrections Officers

Jim Kingsbury
President

Jean Glowka
Vice President

Steve Best
Director

Clerical Staff

Kitchen Staff

Maintenance Staff

Counselors/Education

Commissary

Inmate Services

Butler County Correctional Complex
Daily Schedule

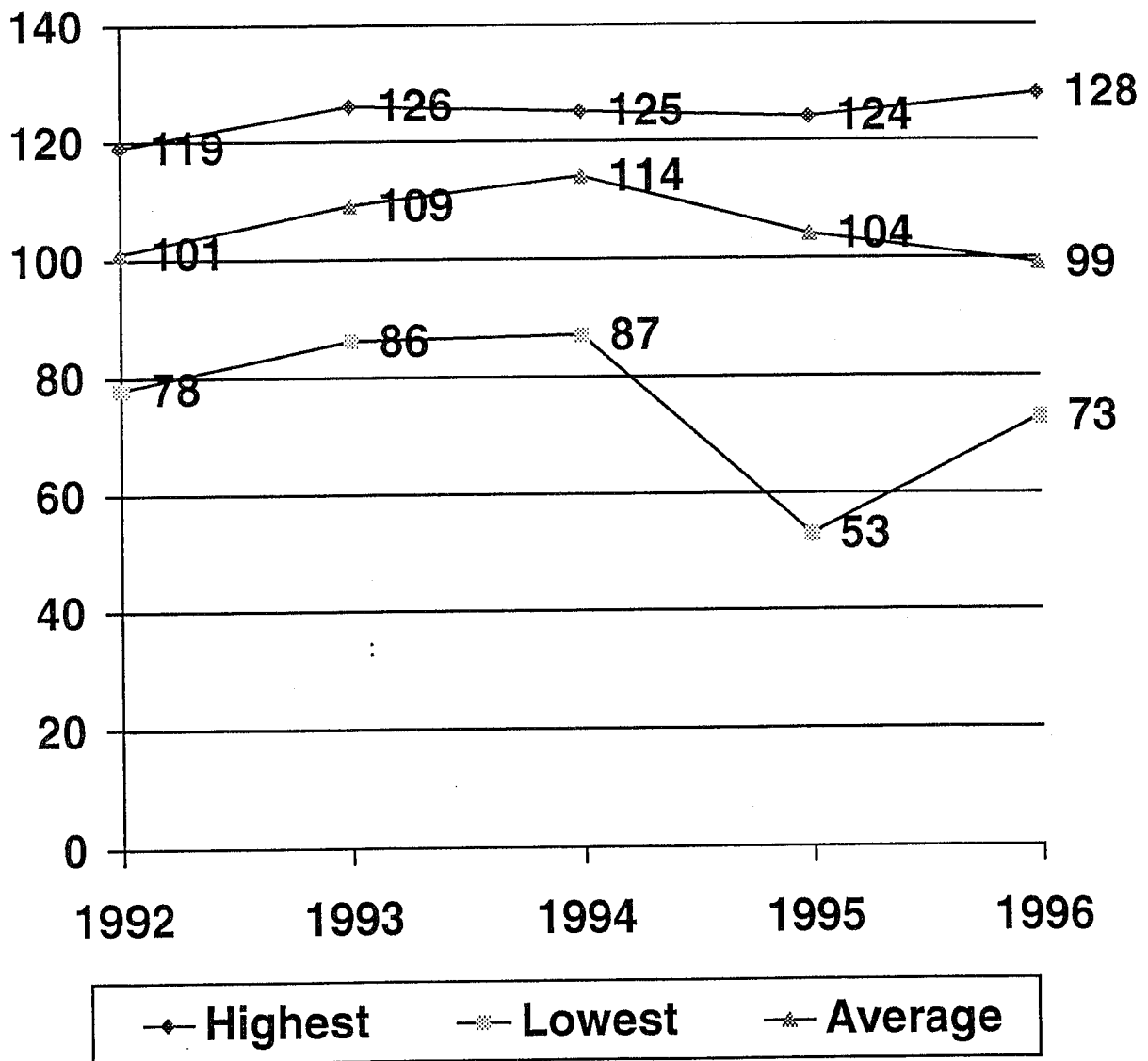
Time	MONDAY	TUESDAY	WEDNESDAY	THURSDAY	FRIDAY	SATURDAY	SUNDAY
530	Wake - up	Wake - up	Wake - up	Wake - up	Wake - up	Wake - up	Wake - up
600	Breakfast/Headcount	Breakfast/Headcount	Breakfast/Headcount	Breakfast/Headcount	Breakfast/Headcount	Breakfast/Headcount	Breakfast/Headcount
630	Dorm Cleanup	Dorm Cleanup	Dorm Cleanup	Dorm Cleanup	Dorm Cleanup	Dorm Cleanup	Dorm Cleanup
700	Phones On	Phones On	Phones On	Phones On	Phones On	Phones On	Phones On
730	Trusty's/Court Docket	Trusty's/Court Docket	Trusty's/Court Docket	Trusty's/Court Docket	Trusty's/Court Docket	Trusty's/Court Docket	Trusty's/Court Docket
800	Shift Change	Shift Change	Shift Change	Shift Change	Shift Change	Shift Change	Shift Change
830	Sick Call	Sick Call	Sick Call	Sick Call	Sick Call	Sick Call	Sick Call
900	G-Dorm Outside Rec	G-Dorm Commissary	G-Dorm Outside Rec	G-Dorm Outside Rec	G-Dorm Commissary	G-Dorm Outside Rec	G-Dorm Outside Rec
930							
1000	A,B,C Outside Rec	A,B,C - Commissary	A,B,C Outside Rec	A,B,C Outside Rec	A,B,C - Commissary	A,B,C Outside Rec	A,B,C Outside Rec
1030							
1100	D,E,F Outside Rec	D,E,F - Commissary	D,E,F Outside Rec	D,E,F Outside Rec	D,E,F - Commissary	D,E,F Outside Rec	D,E,F Outside Rec
1130							
1200	Lunch/Headcount	Lunch/Headcount	Lunch/Headcount	Lunch/Headcount	Lunch/Headcount	Lunch/Headcount	Lunch/Headcount
1230			Collect Personals				
1300	Reso Laundry Detail	Reso Laundry Detail	Reso Laundry Detail	Reso Laundry Detail	Reso Laundry Detail	Reso Laundry Detail	Reso Laundry Detail
1330			Visitation			Visitation	Visitation
1400			Visitation			Visitation	Visitation
1430			Visitation			Visitation	Visitation
1500			Visitation			Visitation	Visitation
1530			Visitation			Visitation	Visitation
1600	Shift Change	Shift Change	Shift Change	Shift Change	Shift Change	Shift Change/Visits	Shift Change/Visits
1630			Trusty's Return	Trusty's Return	Trusty's Return	Trusty's Return	Trusty's Return
1700	Trusty's Return	Trusty's Return	Trusty's Return	Trusty's Return	Trusty's Return	Trusty's Return	Trusty's Return
1730							
1800	Dinner/Headcount	Dinner/Headcount	Dinner/Headcount	Dinner/Headcount	Dinner/Headcount	Dinner/Headcount	Dinner/Headcount
1830	A-Dorm Change Out	D-Dorm Change Out	Return A,B,C Pers.	A-Dorm Change Out	D-Dorm Change Out	Return A,B,C Pers	Return A,B,C Pers
1900	B-Dorm Change Out	E-Dorm Change Out	Return D,E,F,G Pers	B-Dorm Change Out	E-Dorm Change Out	Return D,E,F,G Pers	Visitation
1930	C-Dorm Change Out	F-Dorm Change Out	Return D,E,F,G Pers	C-Dorm Change Out	F-Dorm Change Out	Visitation	Visitation
2000	Female Trusty Out Rec	Female Trusty Out Rec	Female Trusty Out Rec	Female Trusty Out Rec	Female Trusty Out Rec	Female Trusty Out Rec	Female Trusty Out Rec
2030	Male Trusty Out Rec	Male Trusty Out Rec	Male Trusty Out Rec	Male Trusty Out Rec	Male Trusty Out Rec	Male Trusty Out Rec	Male Trusty Out Rec
2100	B/C Out Rec	E/F Out Rec	G Dorm Out Rec	Inside Rec All Dorms	Inside Rec All Dorms	B/C Out Rec	E/F Out Rec
2130	Inside Rec all dorms	Inside Rec All Dorms	Inside Rec All Dorms	Inside Rec All Dorms	Inside Rec All Dorms	Inside Rec All Dorms	Inside Rec All Dorms
2200	County Laundry	County Laundry	County Laundry	County Laundry	County Laundry	County Laundry	County Laundry
2230							
2300	Phones Off	Phones Off	Phones Off	Phones Off	Phones Off	Phones Off	Phones Off
2330	Lights Out/Headcount	Lights Out/Headcount	Lights Out/Headcount	Lights Out/Headcount	Lights Out/Headcount	Lights Out/Headcount	Lights Out/Headcount
2400	Shift Change	Shift Change	Shift Change	Shift Change	Shift Change	Shift Change	Shift Change
300	Midnight Cleaning	Midnight Cleaning	Midnight Cleaning	Midnight Cleaning	Midnight Cleaning	Midnight Cleaning	Midnight Cleaning
100	Laundry Details	Laundry Details	Laundry Details	Laundry Details	Laundry Details	Laundry Details	Laundry Details
	Commissary Slips			Commissary Slips			

areas indicate programming/education times. Morning Outside 1 eation is only available after 30 days and when wheather permit

Resolutions

1996 Annual Report

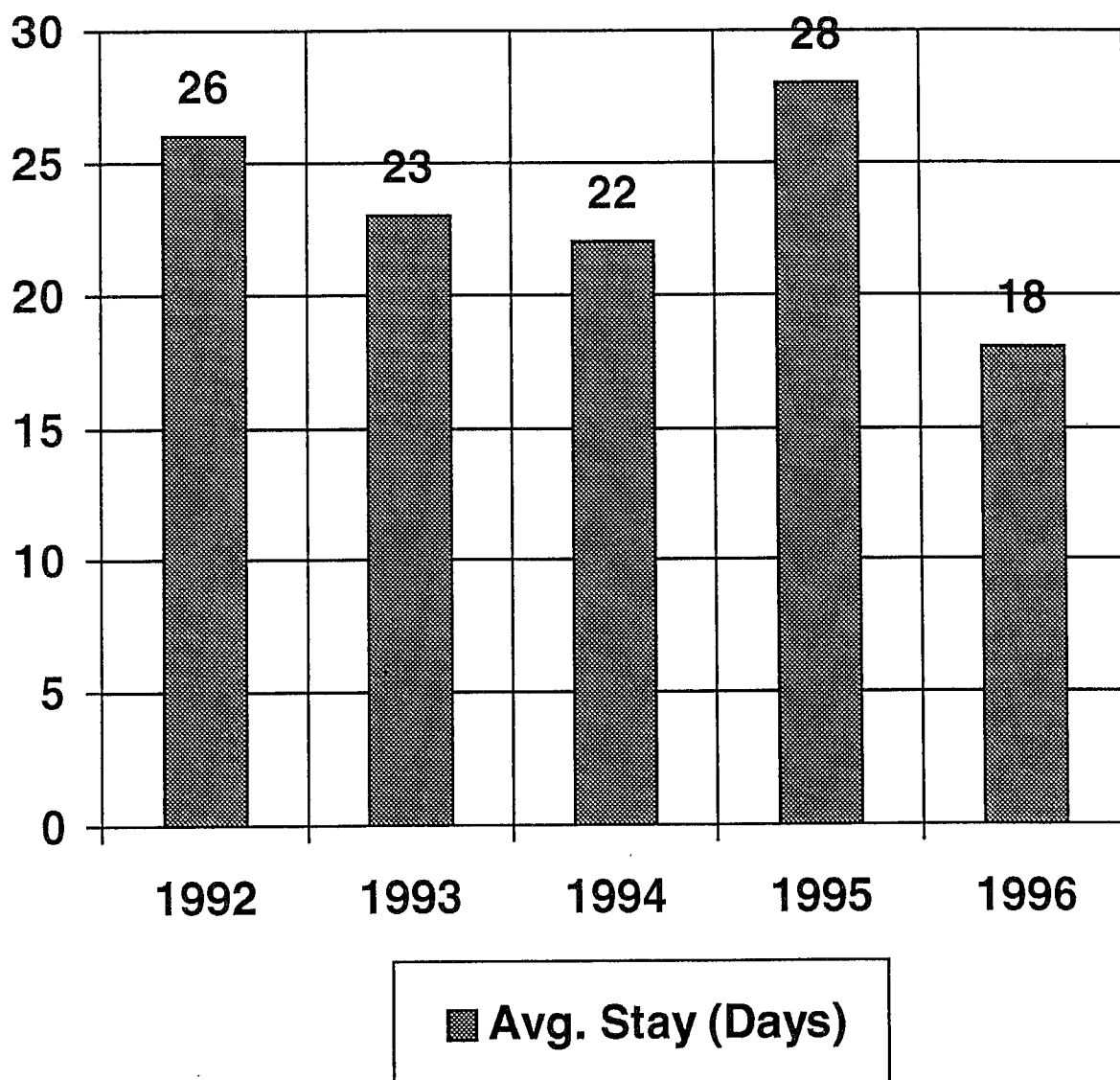
5 Years - Headcount



Resolutions

1996 Annual Report

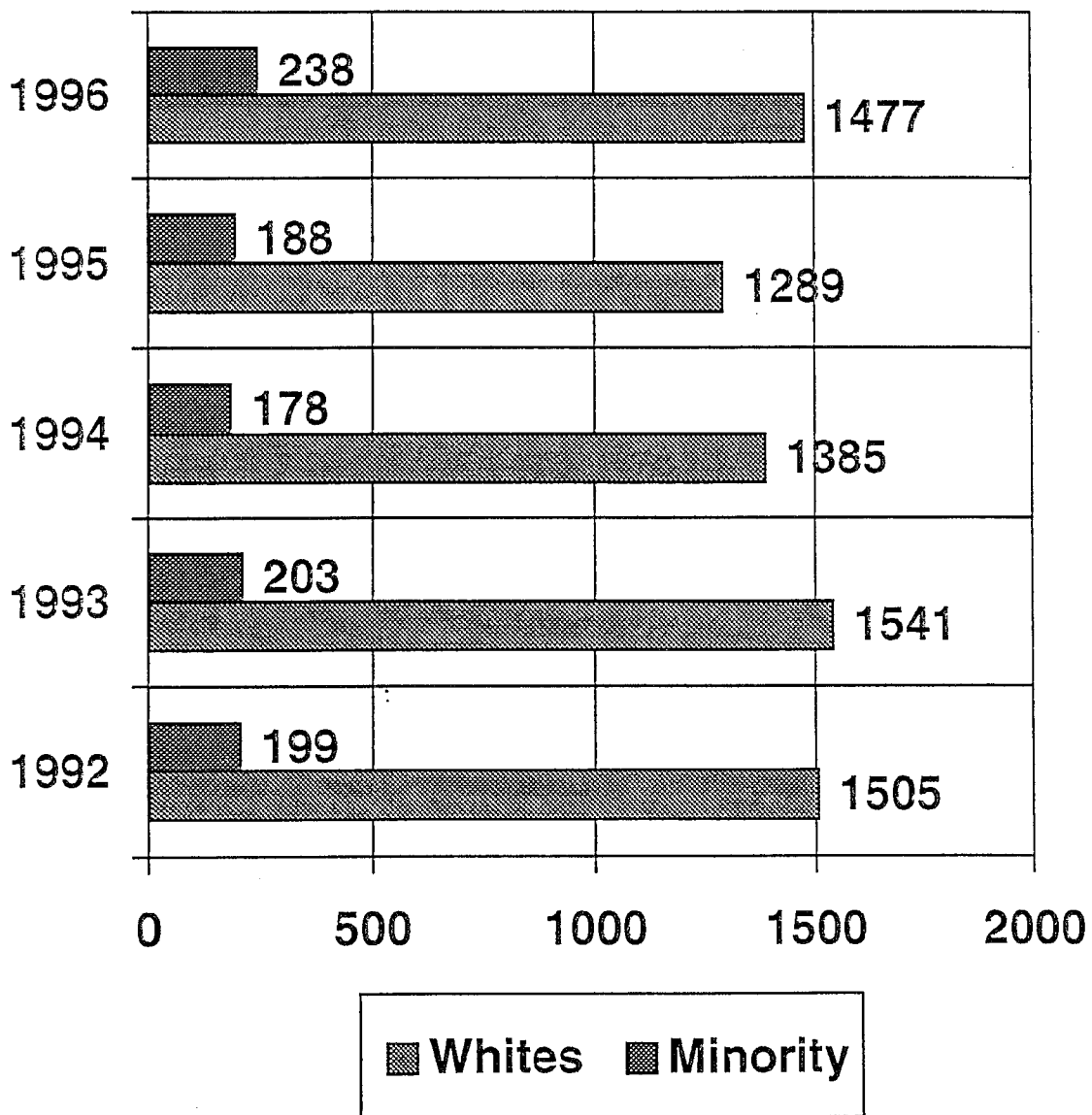
5 Years - Average Length of Stay



Resolutions

1996 Annual Report

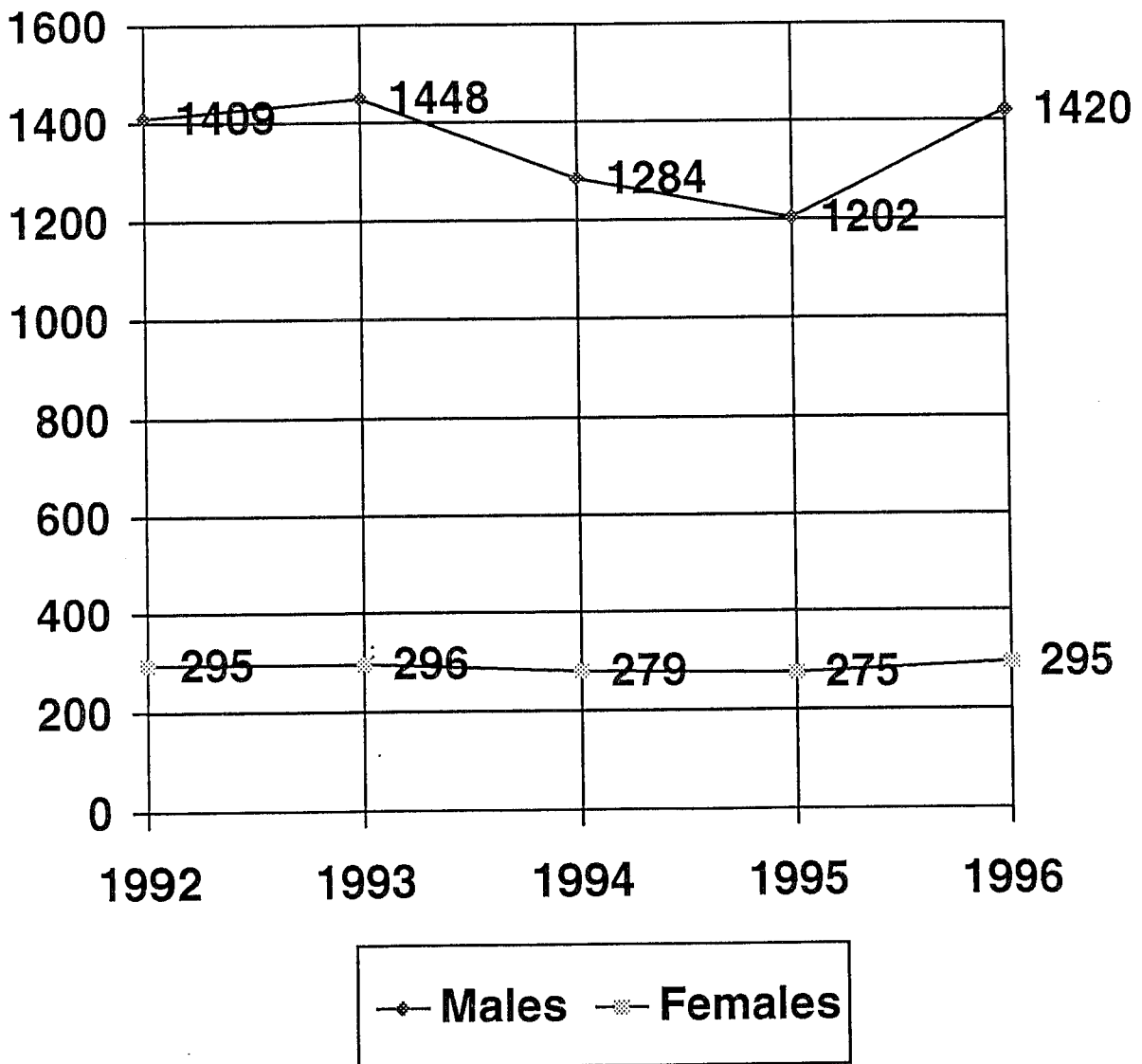
5 Years - Ethnic Trends



Resolutions

1996 Annual Report

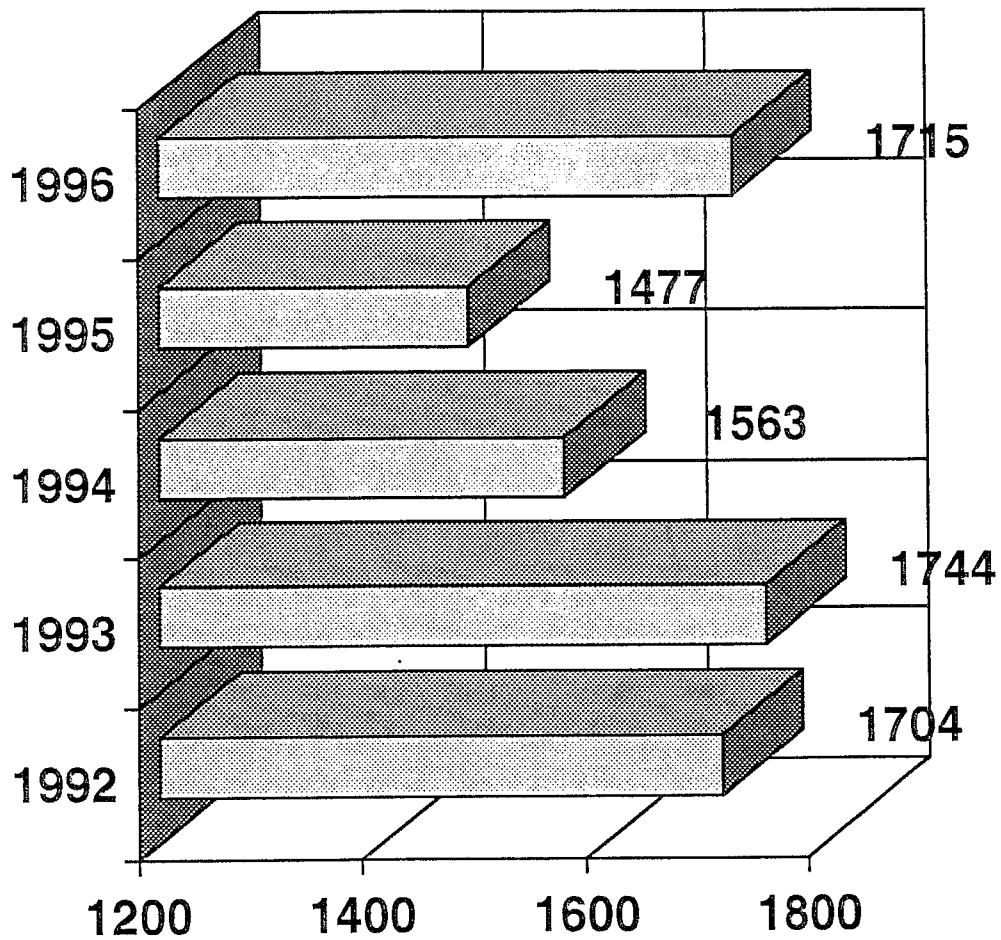
5 Years - Males/Females Booked



Resolutions

1996 Annual Report

5 Years - Inmates Booked



Resolutions

1996 Annual Report

Statistical Report on Billing

Drug and Alcohol Resolutions is a joint effort between the Butler County Board of Commissioners, the Butler County Sheriff's Office and Drug and Alcohol Resolutions (Part of the Fort Hamilton-Hughes Hospital Network). Through contractual agreement the County Commissioners pays Drug and Alcohol Resolutions \$35.40 per day per inmate housed at the Resolutions Facility. Drug and Alcohol Resolutions provides daily education and programming for all inmates housed at the Resolutions Jail Facility. In addition staffing expenses and maintenance expenses are paid by Drug and Alcohol Resolutions.

Butler County Sheriff's Office is in charge of Security and provides at least one Deputy Sheriff on duty 24 hours a day and a Jail Administrator whom is in charge of daily operations at the Jail.

Butler County is able to recoup some expenses from the Jail by billing certain municipalities for housing of prisoners. By state law Counties cannot bill for prisoners charged under State Statue. Prisoners charged under municipal ordinance or from an outside county agency can be billed for. Butler County charges all Butler County Courts \$55.00 per day per inmate and \$60.00 per day per inmate for out of County Courts. Some courts also have "Pre-Paid" Inmates - that is the inmate pays Butler County for his or her stay at Resolutions. The following tables reflect billing summaries from the Resolutions Jail Facility:

Chart #1

Amounts Paid by Butler County Commissioners		
Month	Inmate Days	Total Cost
January	2877	\$101,845.80
February	3188	\$112,855.20
March	3138	\$111,085.20
April	2795	\$98,943.00
May	2607	\$92,287.80
June	2521	\$89,243.40
July	2752	\$97,420.80
August	2805	\$99,297.00
September	3146	\$111,368.40
October	3610	\$127,794.00
November	3440	\$121,776.00
December	3308	\$117,103.20
TOTALS	36187	\$1,281,019.80

Resolutions

1996 Annual Report

Statistical Report on Billing

Chart #2

Amounts Billed to Each Court	
Fairfield Municipal Court	\$83,930.00
Hamilton Municipal Court	\$334,950.00
Trenton Mayors Court	\$825.00
City of Oxford	\$165.00
City of Kettering	\$240.00
City of Middletown	\$7,425.00
Auglaize County	\$34,560.00
TOTALS	\$462,095.00

Chart #3

Amounts Deposited with the Butler County Auditor	
January	\$3,810.00
February	\$8,455.00
March	\$40,110.00
April	\$35,820.00
May	\$101,390.00
June	\$8,445.00
July	\$60,945.00
August	\$17,585.00
September	\$37,240.00
October	\$40,665.00
November	\$46,331.00
December	\$46,225.00
Money Recd from 1995 Billing	\$67,530.00
TOTAL DEPOSITS WITH AUDITOR	\$514,551.00

Resolutions

1996 Annual Report

Statistical Report on Billing

Inmate Housing Costs for Butler County can be calculated using the figures from the above Charts. By taking the amounts billed to the County Commissioners and subtracting amounts deposited into the Auditors Office and then dividing the total by the amount of inmate days served in 1995.

Chart #4

Butler County Housing Costs per Inmate Before Expenses	
Amount Billed to County Commissioners	\$1,281,019.80
Amount Deposited with Auditors Office	\$514,551.00
Subtract Deposits from Billed	\$766,468.80
Divide by Total Inmate Days	36187
Housing Costs for Butler County before expenses	\$21.18 per Day Per Inmate

Chart #5

Butler County Housing Costs Per Inmate After Expenses	
Net Housing Costs (Billed subtracted from Deposits)	\$766,468.80
Security Expenses (Control Room Deputy - estimated)	\$200,000.00
Total Costs (Expenses + Net Housing Costs)	\$966,468.80
Divide by Inmate Days	36187
Housing Costs for Butler County After Expenses	\$26.70 per Day Per Inmate

	1994	1995	1996
Cost per inmate before expenses	\$15.87	\$16.29	\$21.18
Cost per inmate after expenses	n/a	\$21.54	\$26.70

Resolutions 1996 Annual Report Trusty Report for 1996

The Resolutions Trusty Program began in 1994 under the direction of Lt. Charlie Proffitt. During the year 1996 the Program was streamlined to achieve accurate documentation on Trusty Work Details. These Trusty's work both inside and outside the facility and their hours and work details are tracked by Inmate Services Personnel. Once a month a report is compiled showing how many hours are worked by these Trusty's and a cost estimated savings is calculated by multiplying the hours worked by the standard minimum wage rate.

Trusty DO NOT receive pay for their work but are given special privileges for their time and efforts. An example of this would be that they receive an extra night of visitation per week. Several county and municipal agency utilize these Trusty's for work details such as moving, painting, cleaning etc.

The Chart below shows the number of Trusty Hours worked each month and how much the County saves by using these Trusty's instead of paying outside personnel to complete these general tasks. It should be noted that the County does pay workers compensation on these Trusty's should one be injured while working.

Month	Outside Trusty Hours	Inside Trusty Hours	Total Hours for the Month	Savings at \$4.25 per Hour
January	1123	1588	2711	\$11521.75
February	1280	1476	2756	\$11713.00
March	1399	1504	2903	\$12337.75
April	1350	1600	2950	\$12537.50
May	2732	1687	4419	\$18780.75
June	3117	1404	4521	\$19214.25
July	2967	1144	4111	\$17471.75
August	2740	2276	5016	\$21318.00
September	3391	1052	4443	\$18882.75
October	3888	2356	6244	\$26537.00
November	3469	1712	5181	\$22019.25
December	3761	2474	6235	\$26498.75
TOTALS	31217	20273	51490	\$218832.50

Resolutions 1996 Annual Report Inmate Discipline Summary Report

Resolutions inmate discipline is tracked annually, In accordance with Ohio Minimum Jail Standards, violations are divided into three categories:

1. Minor Violations - Violations which require only a verbal warning or adjustment from staff.
2. Major Violations - Violations which require a disciplinary hearing but do not necessarily constitute a threat to the security and safety of the facility.
3. Serious Violations - Violations which constitute a threat to the security and safety of the facility - They always require a disciplinary hearing.

When a disciplinary hearing is conducted the inmate has due process requirements that are set forth by minimum jail standards and certain inmate privileges can be suspended for set periods of time. Inmates can also be placed in Administrative Segregation .

The following chart reflects Inmate Discipline for the year 1996:

Month	Written Violations	Minor Violations	Major Violations	Serious Violations	Transfers to BCJ	Administrative Segregation
January	14	10	7	3	1	1
February	9	4	5	7	6	0
March	33	36	5	4	1	3
April	6	10	4	2	0	1
May	13	8	7	4	1	1
June	8	8	2	5	1	2
July	58	34	35	5	1	1
August	28	24	12	0	2	1
September	23	33	5	8	2	3
October	10	5	3	3	2	1
November	19	8	20	16	5	3
December	20	7	14	14	1	5
TOTALS	241	187	119	71	23	22

**Resolutions
1996 Annual Report
Medical Services Summary**

Inmates at Resolutions receive medical treatment on a daily basis. The Butler County Medical Services Division provides medical care for inmates 24 hours a day 365 days a year. Dr. Robert Gabriele is the staff physician and oversees all medical treatment to Butler County Inmates. The following table is a summary of medical services provided to inmates during 1996.

Number of Inmates Screened	1702
Medical Requests Processed	6021
Number of Inmates Given Treatment	7865
Number of Inmates on Medication	7700
Outpatient Appointments	12
Dental Appointments	6
Lab Procedures	488
Inmates Treated for Sexually Transmitted Diseases	71
Emergency Room Transports	11
Inmates Referred to Forensic	18
Planned Parenthood Appointments	6
Inmates in Medical Holding	12

This summary was taken from Medical Monthly Reports submitted by Butler County Medical Services Staff Members

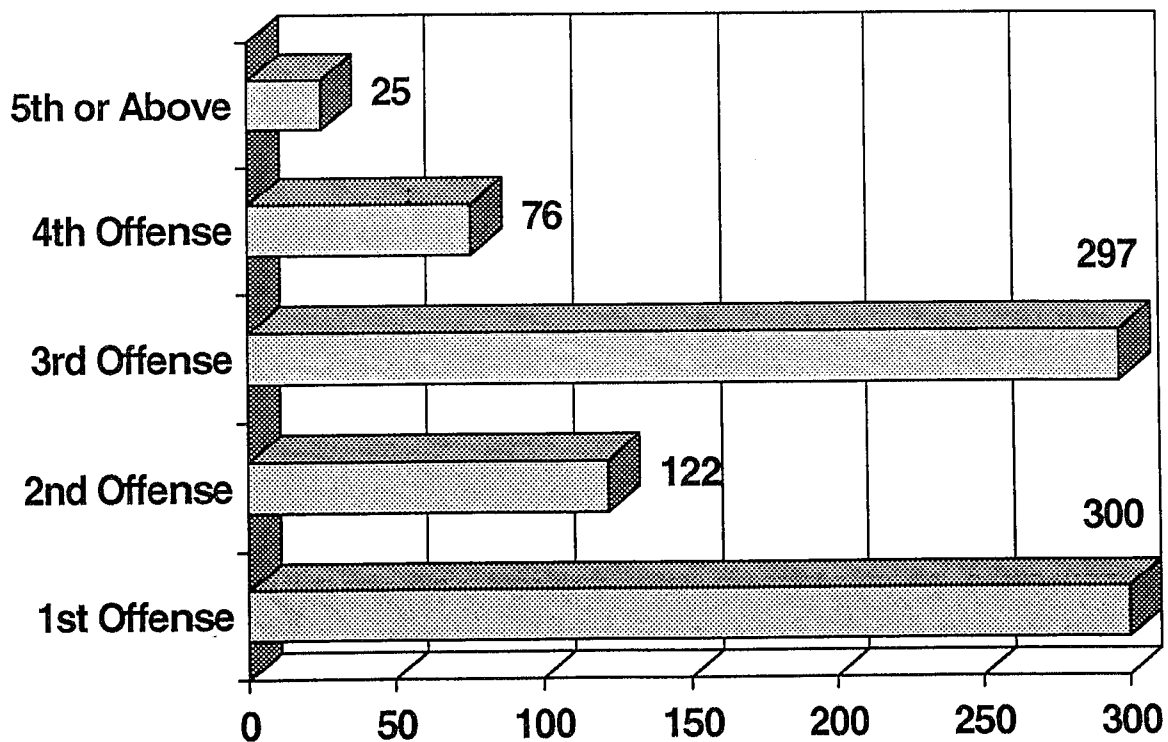
Resolutions

1996 Annual Report

Summary of DUI Offenders

Driving Under the Influence of Alcohol and or Drugs of Abuse was the most common charge at Resolutions during the year 1996 (820 total DUI charges).

- 300 were First time Offenders
- 122 were 2nd time Offenders
- 297 were 3rd time Offenders
- 76 were 4th time Offenders
- 25 were 5th time and above Offenders



Resolutions

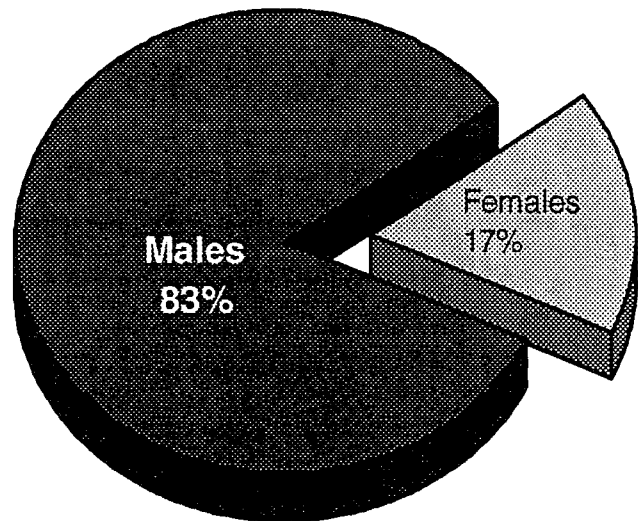
1996 Annual Report

Total Inmates Booked

- Total Male
Inmates Booked
= 1420

- Total Female
Inmates Booked
= 295


- Total ALL
Inmates Booked
= 1715



Resolutions

1996 Annual Report

Inmates Booked by the Month



Resolutions

1996 Annual Report

Average Length of Stay by Age

18 - 25 years old = 16.49

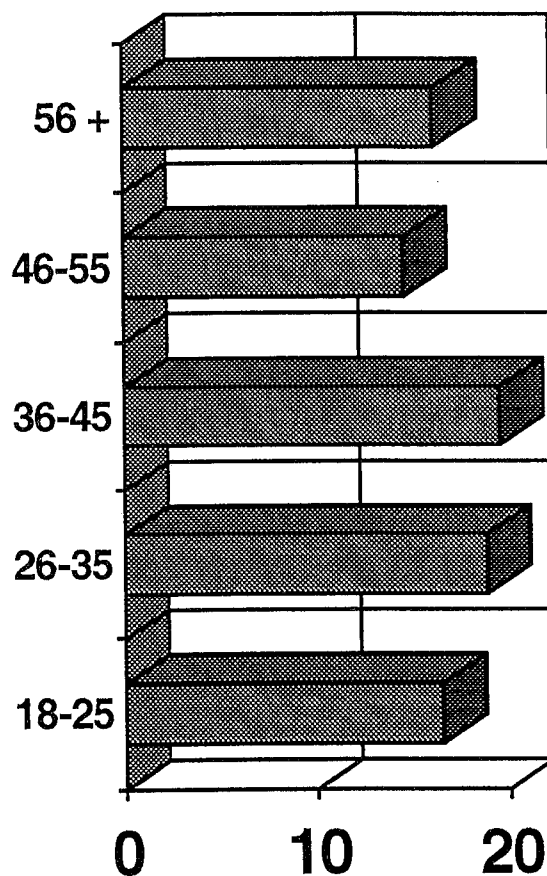
26 - 35 years old = 18.83

36 - 45 years old = 19.55

46 - 55 years old = 14.56

56 + years old = 16.15

Total Average Length of
Stay = 18.69 days



Resolutions

1996 Annual Report

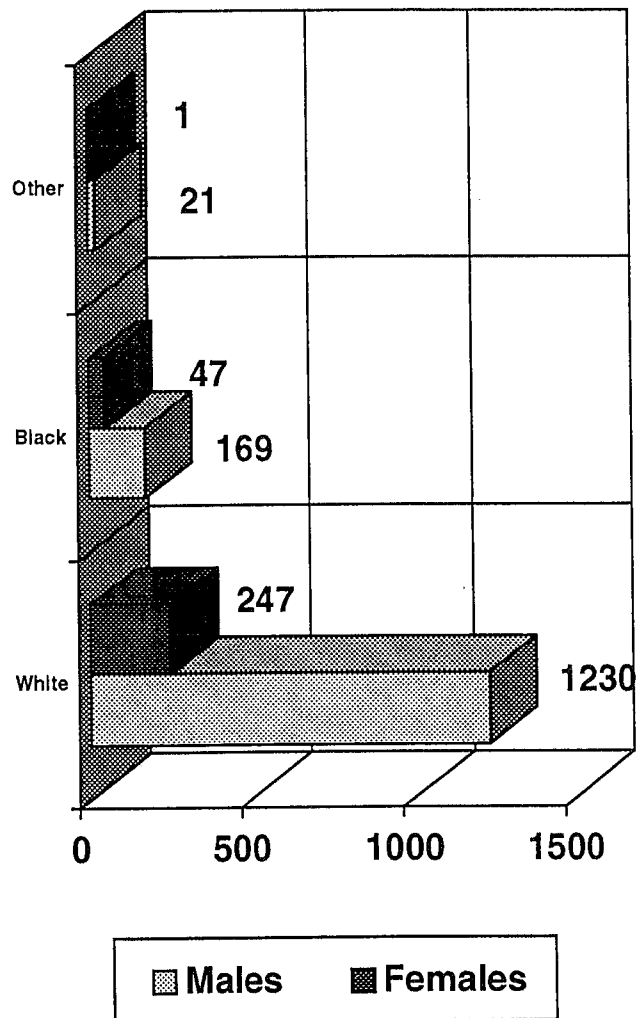
Inmate Population by Race

Total White Males = 1230
 Total White Females = 247
 Total WHITES = 1477

Total Black Males = 169
 Total Black Females = 47
 Total BLACKS = 216

Total Other Males = 21
 Total Other Females = 1
 Total OTHER = 22

Total Booked Inmates for
 1995 = 1715



Resolutions

1996 Annual Report

Average Length of Stay by Race

Average White Males

= 16.94 days

Average White Females

= 19.71 days

Average Black Males

= 22.31 days

Average Black Females

= 21.02 days

Average Other Males


= 13.21 days

Average Other Females

= 3.00

Average All Males = 17.54

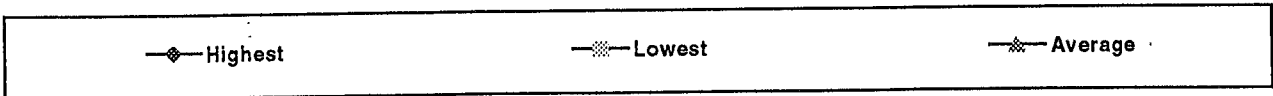
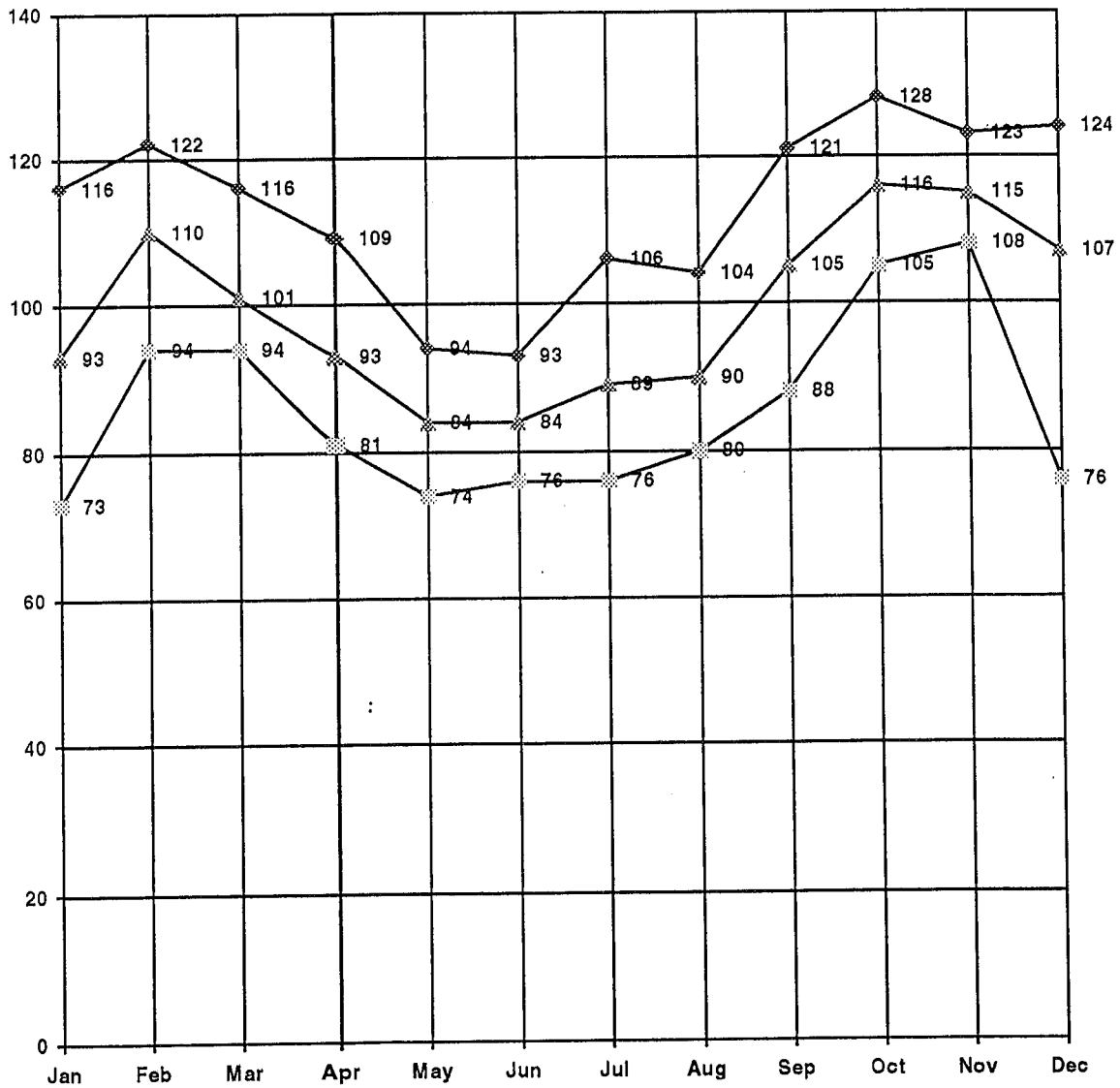
Average All Females = 19.85



Resolutions

1996 Annual Report

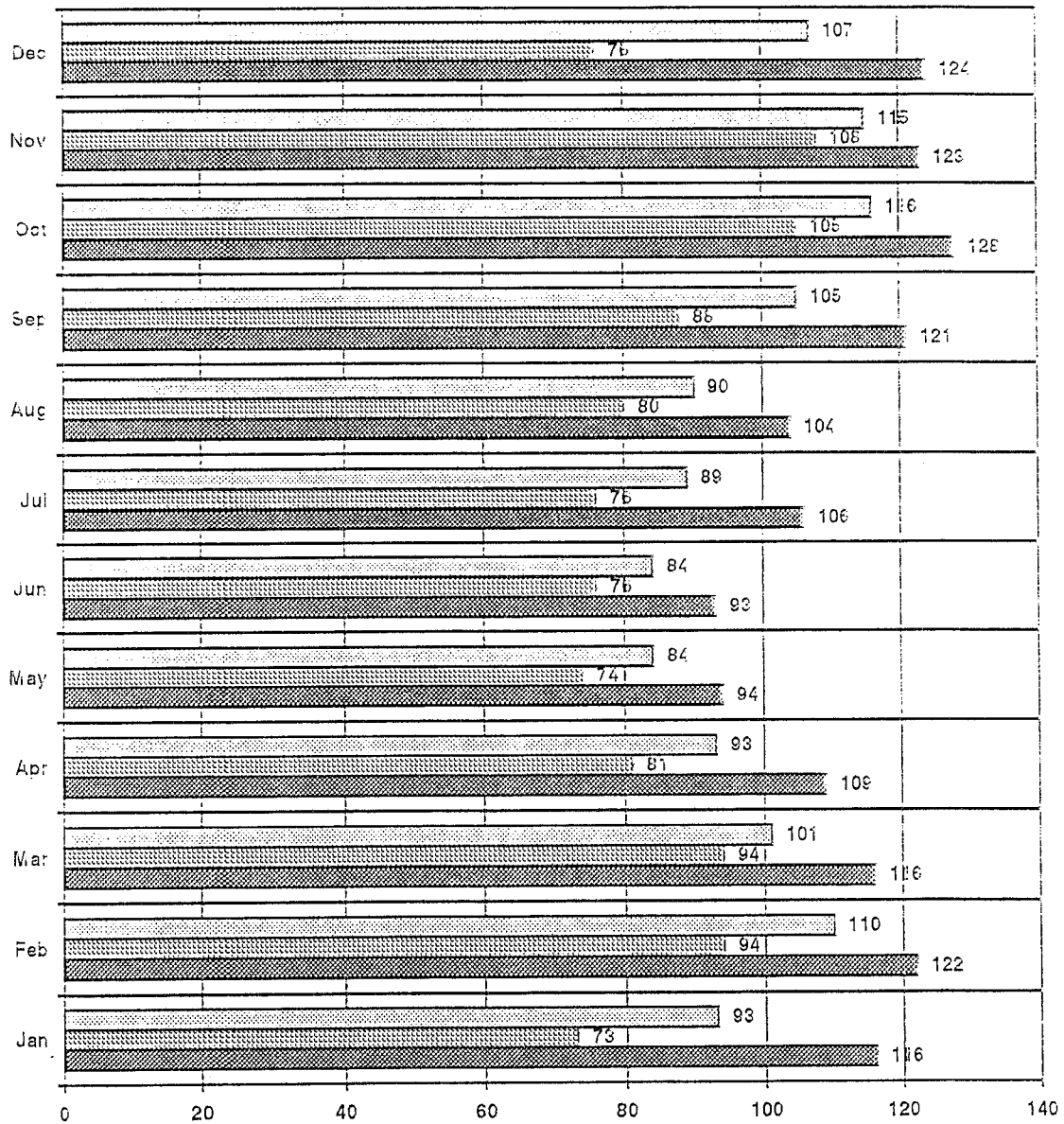
Highest/Lowest/Average Daily Headcount



Resolutions

1996 Annual Report

Highest/Lowest/Average Daily Headcount



■ Highest

■ Lowest

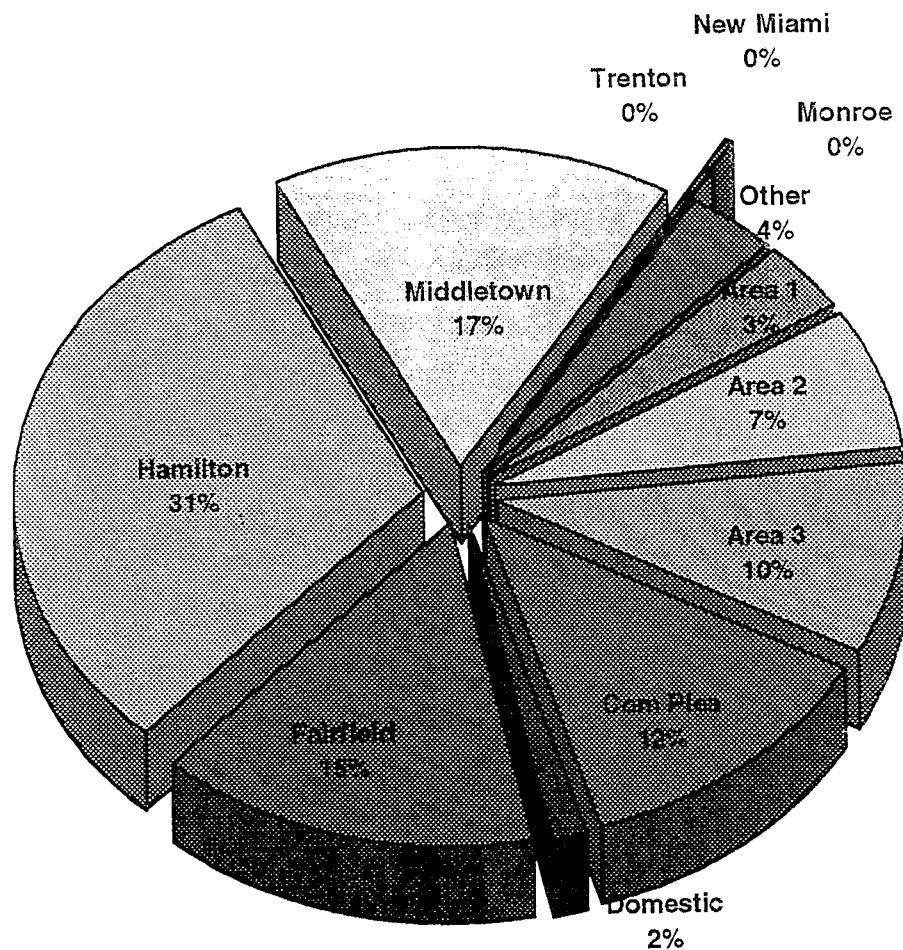
■ Average

Resolutions

1996 Annual Report

Inmates Commitments by Court (Percentage)

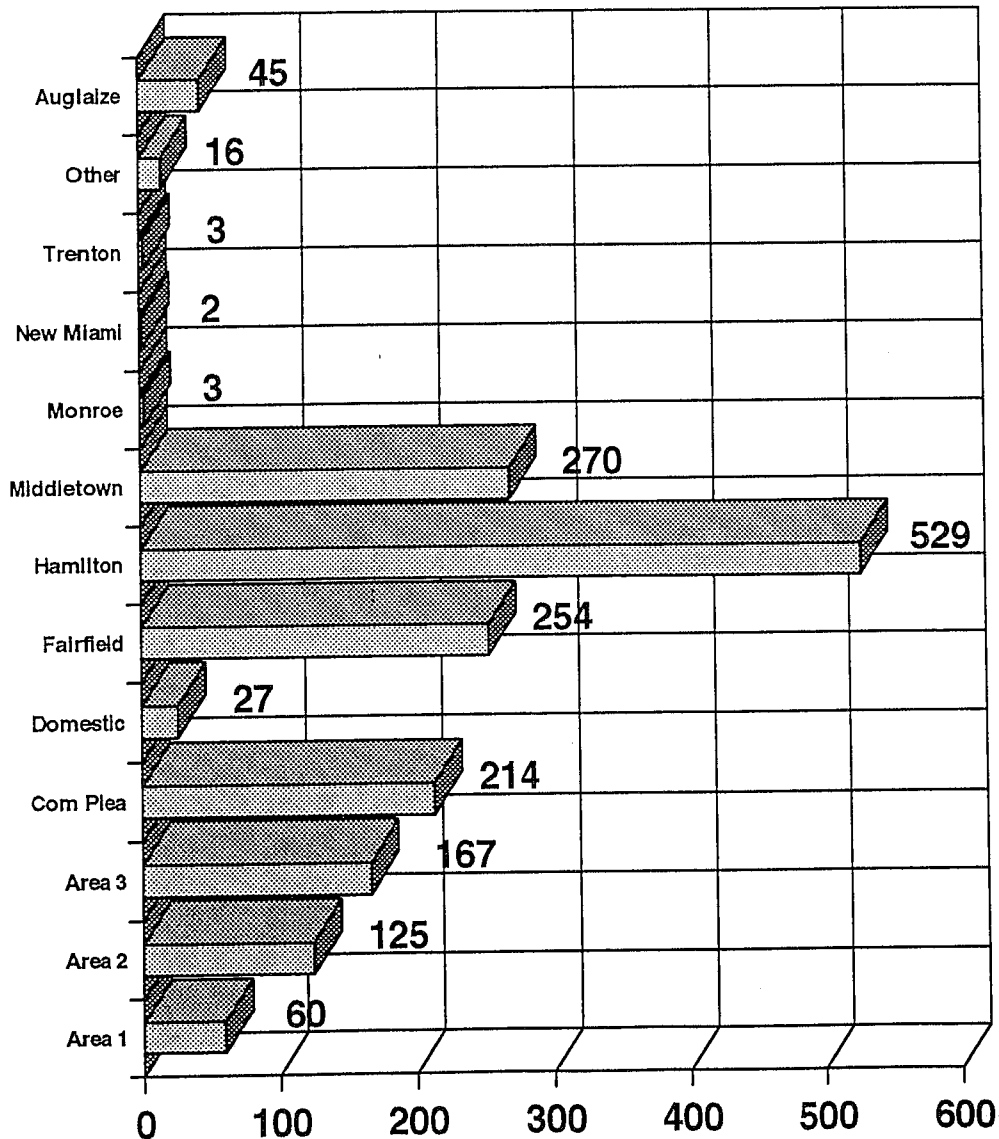
0 = Less than 1%



Resolutions

1996 Annual Report

Inmate Commitments by Court



Resolutions

1996 Annual Report

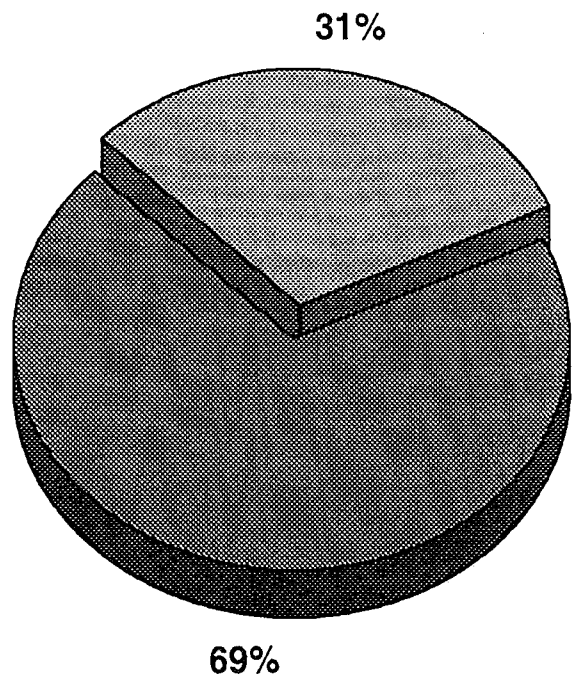
Recidivism in 1996

Total Inmates
Booked = 1715

Total New Inmates
= 1190

Total Repeat
Offenders = 525

- 31 % Recidivism
Rate for 1996



RESOLUTIONS
442 S. SECOND ST.
HAMILTON, OHIO 45013

PRE-PAID INMATES
MASTER SHEET
1996

BUTLER COUNTY COURTS	JANUARY	FEBRUARY	MARCH	APRIL	MAY	JUNE	JULY	AUGUST	SEPTEMBER	OCTOBER	NOVEMBER	DECEMBER	TOTALS
FAIRFIELD	\$0.00	\$0.00	\$0.00	\$0.00	\$0.00	\$0.00	\$0.00	\$0.00	\$0.00	\$0.00	\$0.00	\$0.00	\$0.00
HAMILTON	\$0.00	\$0.00	\$660.00	\$990.00	\$330.00	\$165.00	\$0.00	\$0.00	\$0.00	\$110.00	\$0.00	\$0.00	\$2,255.00
MIDDLETOWN	\$1,485.00	\$1,815.00	\$1,595.00	\$1,045.00	\$770.00	\$715.00	\$550.00	\$715.00	\$1,045.00	\$1,485.00	\$3,025.00	\$715.00	\$14,960.00
MONROE	\$0.00	\$0.00	\$0.00	\$0.00	\$165.00	\$0.00	\$0.00	\$0.00	\$0.00	\$165.00	\$165.00	\$0.00	\$495.00
NEW MIAMI	\$0.00	\$0.00	\$0.00	\$165.00	\$165.00	\$0.00	\$0.00	\$0.00	\$0.00	\$0.00	\$0.00	\$0.00	\$330.00
SEVEN MILE	\$0.00	\$0.00	\$0.00	\$0.00	\$0.00	\$0.00	\$0.00	\$0.00	\$0.00	\$0.00	\$0.00	\$0.00	\$0.00
TRENTON	\$0.00	\$0.00	\$0.00	\$0.00	\$0.00	\$0.00	\$0.00	\$0.00	\$0.00	\$0.00	\$0.00	\$0.00	\$0.00
OXFORD CITY	\$0.00	\$0.00	\$0.00	\$0.00	\$0.00	\$0.00	\$0.00	\$0.00	\$0.00	\$0.00	\$0.00	\$0.00	\$0.00
AREA I	\$0.00	\$165.00	\$0.00	\$0.00	\$165.00	\$0.00	\$0.00	\$0.00	\$0.00	\$495.00	\$1,265.00	\$0.00	\$2,090.00
AREA II	\$660.00	\$990.00	\$2,695.00	\$1,155.00	\$605.00	\$385.00	\$770.00	\$1,815.00	\$1,705.00	\$935.00	\$715.00	\$1,100.00	\$13,530.00
AREA III	\$550.00	\$165.00	\$330.00	\$0.00	\$330.00	\$330.00	\$330.00	\$330.00	\$110.00	\$220.00	\$0.00	\$990.00	\$3,685.00
TOTALS	\$2,695.00	\$3,135.00	\$5,280.00	\$3,355.00	\$2,530.00	\$1,595.00	\$1,650.00	\$2,860.00	\$2,860.00	\$3,410.00	\$5,170.00	\$2,805.00	\$37,345.00

OUT OF COUNTY COURTS	JANUARY	FEBRUARY	MARCH	APRIL	MAY	JUNE	JULY	AUGUST	SEPTEMBER	OCTOBER	NOVEMBER	DECEMBER	TOTALS
AUGLAZE CO	\$0.00	\$0.00	\$0.00	\$0.00	\$0.00	\$0.00	\$0.00	\$0.00	\$0.00	\$0.00	\$0.00	\$0.00	\$0.00
EATON MUN	\$0.00	\$0.00	\$0.00	\$0.00	\$0.00	\$0.00	\$0.00	\$0.00	\$0.00	\$0.00	\$0.00	\$0.00	\$0.00
MASON MAYOR	\$180.00	\$180.00	\$180.00	\$240.00	\$180.00	\$0.00	\$1,440.00	\$720.00	\$300.00	\$0.00	\$780.00	\$1,140.00	\$5,340.00
PREBLE CO	\$0.00	\$0.00	\$0.00	\$0.00	\$0.00	\$0.00	\$0.00	\$0.00	\$0.00	\$0.00	\$0.00	\$0.00	\$0.00
KETERING	\$0.00	\$0.00	\$0.00	\$0.00	\$0.00	\$0.00	\$0.00	\$0.00	\$600.00	\$0.00	\$0.00	\$0.00	\$600.00
CLARK CO	\$0.00	\$0.00	\$0.00	\$0.00	\$0.00	\$0.00	\$0.00	\$0.00	\$0.00	\$0.00	\$0.00	\$0.00	\$0.00
LEBANON MUN	\$0.00	\$0.00	\$0.00	\$0.00	\$0.00	\$0.00	\$0.00	\$0.00	\$0.00	\$0.00	\$0.00	\$0.00	\$0.00
MUSKINGHAM CO	\$0.00	\$0.00	\$0.00	\$0.00	\$0.00	\$0.00	\$0.00	\$0.00	\$0.00	\$0.00	\$0.00	\$0.00	\$0.00
TOTALS	\$180.00	\$180.00	\$180.00	\$240.00	\$180.00	\$0.00	\$1,440.00	\$720.00	\$900.00	\$0.00	\$780.00	\$1,140.00	\$5,940.00

GRAND TOTALS	JANUARY	FEBRUARY	MARCH	APRIL	MAY	JUNE	JULY	AUGUST	SEPTEMBER	OCTOBER	NOVEMBER	DECEMBER	TOTALS
GRAND TOTALS	\$2,875.00	\$3,315.00	\$5,460.00	\$3,595.00	\$2,710.00	\$1,595.00	\$3,090.00	\$3,580.00	\$3,760.00	\$3,410.00	\$5,950.00	\$3,945.00	\$43,285.00

Lt. Norman E. Lewis
Deputy Warden

**AMOUNTS BILLED
MASTER DEBIT SHEET
1996**

**RESOLUTIONS
442 S. SECOND ST.
HAMILTON, OHIO 45013**

BUTLER COUNTY COURTS	JANUARY	FEBRUARY	MARCH	APRIL	MAY	JUNE	JULY	AUGUST	SEPTEMBER	OCTOBER	NOVEMBER	DECEMBER	TOTALS
FAIRFIELD	\$8,910.00	\$9,075.00	\$10,175.00	\$8,635.00	\$1,650.00	\$3,300.00	\$2,915.00	\$6,875.00	\$8,415.00	\$9,460.00	\$9,130.00	\$5,390.00	\$83,930.00
HAMILTON	\$27,060.00	\$33,440.00	\$39,490.00	\$30,250.00	\$26,785.00	\$26,840.00	\$28,215.00	\$26,455.00	\$23,320.00	\$31,020.00	\$22,990.00	\$19,086.00	\$334,990.00
MIDDLETOWN	\$1,760.00	\$5,390.00	\$275.00	\$0.00	\$0.00	\$0.00	\$0.00	\$0.00	\$0.00	\$0.00	\$0.00	\$0.00	\$7,425.00
MONROE	\$0.00	\$0.00	\$0.00	\$0.00	\$0.00	\$0.00	\$0.00	\$0.00	\$0.00	\$0.00	\$0.00	\$0.00	\$0.00
NEW MIAMI	\$0.00	\$0.00	\$0.00	\$0.00	\$0.00	\$0.00	\$0.00	\$0.00	\$0.00	\$0.00	\$0.00	\$0.00	\$0.00
SEVEN MILE	\$0.00	\$0.00	\$0.00	\$0.00	\$0.00	\$0.00	\$0.00	\$0.00	\$0.00	\$0.00	\$0.00	\$0.00	\$0.00
TRENTON	\$0.00	\$220.00	\$0.00	\$0.00	\$0.00	\$0.00	\$165.00	\$440.00	\$0.00	\$0.00	\$0.00	\$0.00	\$825.00
OXFORD CITY	\$0.00	\$0.00	\$0.00	\$0.00	\$0.00	\$0.00	\$0.00	\$0.00	\$0.00	\$0.00	\$0.00	\$0.00	\$0.00
AREA I	\$0.00	\$0.00	\$0.00	\$0.00	\$0.00	\$0.00	\$0.00	\$0.00	\$0.00	\$0.00	\$0.00	\$165.00	\$165.00
AREA II	\$0.00	\$0.00	\$0.00	\$0.00	\$0.00	\$0.00	\$0.00	\$0.00	\$0.00	\$0.00	\$0.00	\$0.00	\$0.00
AREA III	\$0.00	\$0.00	\$0.00	\$0.00	\$0.00	\$0.00	\$0.00	\$0.00	\$0.00	\$0.00	\$0.00	\$0.00	\$0.00
TOTALS	\$37,730.00	\$48,125.00	\$49,940.00	\$38,885.00	\$28,435.00	\$30,140.00	\$31,295.00	\$33,770.00	\$31,735.00	\$40,480.00	\$32,120.00	\$24,640.00	\$427,295.00

OUT OF COUNTY COURTS	JANUARY	FEBRUARY	MARCH	APRIL	MAY	JUNE	JULY	AUGUST	SEPTEMBER	OCTOBER	NOVEMBER	DECEMBER	TOTALS
AUGLAIZE CO	\$4,920.00	\$660.00	\$600.00	\$1,560.00	\$4,920.00	\$720.00	\$2,340.00	\$4,320.00	\$2,880.00	\$6,180.00	\$2,940.00	\$2,520.00	\$34,560.00
PREBLE CO	\$0.00	\$0.00	\$0.00	\$0.00	\$0.00	\$0.00	\$0.00	\$0.00	\$0.00	\$0.00	\$0.00	\$0.00	\$0.00
MASON MAYOR	\$0.00	\$0.00	\$0.00	\$0.00	\$0.00	\$0.00	\$0.00	\$0.00	\$0.00	\$0.00	\$0.00	\$0.00	\$0.00
KETTERING	\$0.00	\$0.00	\$0.00	\$0.00	\$0.00	\$0.00	\$0.00	\$240.00	\$0.00	\$0.00	\$0.00	\$0.00	\$240.00
US NAVY	\$0.00	\$0.00	\$0.00	\$0.00	\$0.00	\$0.00	\$0.00	\$0.00	\$0.00	\$0.00	\$0.00	\$0.00	\$0.00
TOTALS	\$4,920.00	\$660.00	\$600.00	\$1,560.00	\$4,920.00	\$720.00	\$2,340.00	\$4,560.00	\$2,880.00	\$6,180.00	\$2,940.00	\$2,520.00	\$34,800.00

GRAND TOTALS	\$42,650.00	\$48,785.00	\$50,540.00	\$40,445.00	\$33,355.00	\$30,860.00	\$33,635.00	\$38,330.00	\$34,615.00	\$46,660.00	\$35,060.00	\$27,160.00	\$462,095.00
---------------------	--------------------	--------------------	--------------------	--------------------	--------------------	--------------------	--------------------	--------------------	--------------------	--------------------	--------------------	--------------------	---------------------

Lt. Norman E. Lewis
Deputy Warden

RESOLUTIONS
442 S. SECOND ST.
HAMILTON, OHIO 45013

NUMBER OF DAYS INMATES SERVED ON STATE CHARGES
MONTHLY REPORT
1996

BUTLER COUNTY COURTS	JANUARY	FEBRUARY	MARCH	APRIL	MAY	JUNE	JULY	AUGUST	SEPTEMBER	OCTOBER	NOVEMBER	DECEMBER	TOTALS
FAIRFIELD	36	104	114	123	169	232	222	295	239	304	326	386	2550
HAMILTON	339	499	417	440	426	498	430	274	495	550	455	445	5268
MIDDLETOWN	291	346	330	235	187	314	205	140	315	337	544	465	3709
MONROE	0	0	0	0	0	0	0	0	0	0	0	0	0
NEW MIAMI	0	0	0	0	0	0	0	0	0	0	0	0	0
SEVEN MILE	0	0	0	0	0	0	0	0	0	0	0	0	0
TRENTON	0	0	0	0	0	0	0	0	0	0	0	0	0
OXFORD/CITY	0	0	0	0	0	0	0	0	0	0	0	0	0
AREA I	165	46	95	94	29	13	67	34	6	42	26	13	620
AREA II	45	59	94	109	93	8	56	51	28	21	60	87	711
AREA III	541	510	400	380	345	193	291	336	336	259	214	254	4072
COMMON PLEAS	532	481	611	552	634	574	781	723	848	977	919	749	8381
TOTALS	1939	2045	2061	1933	1883	1832	2052	1866	2267	2490	2544	2399	25311

OUT OF COUNTY COURTS	JANUARY	FEBRUARY	MARCH	APRIL	MAY	JUNE	JULY	AUGUST	SEPTEMBER	OCTOBER	NOVEMBER	DECEMBER	TOTALS
AUGLAIZE CO	90	29	86	38	25	75	26	0	27	3	20	30	449
PREBLE CO	0	0	0	0	0	0	0	0	0	0	0	0	0
MASON/MAYOR	3	0	0	0	0	0	0	0	0	0	0	0	3
KETTERING	0	0	0	0	0	0	0	0	36	0	0	0	36
OTHER	0	0	0	0	0	0	0	0	0	17	16	24	57
US NAVY	0	0	0	0	0	0	0	0	0	0	0	0	0
OTHER	0	0	0	0	0	0	0	0	0	0	0	0	0
TOTALS	93	133	86	38	25	75	26	0	63	20	36	54	649

GRAND TOTALS	2032	2178	2147	1971	1908	1907	2078	1866	2330	2510	2580	2453	25960
--------------	------	------	------	------	------	------	------	------	------	------	------	------	-------

Lt. Norman E. Lewis
Deputy Warden

RESOLUTIONS
442 S. SECOND ST.
HAMILTON, OHIO 45013

AMOUNTS PAID
MASTER CREDIT
SHEET
1996

BUTLER COUNTY COURTS	JANUARY	FEBRUARY	MARCH	APRIL	MAY	JUNE	JULY	AUGUST	SEPTEMBER	OCTOBER	NOVEMBER	DECEMBER	TOTALS
FAIRFIELD	\$0.00	\$0.00	\$8,910.00	\$0.00	\$18,810.00	\$1,485.00	\$3,300.00	\$11,990.00	\$0.00	\$6,875.00	\$8,415.00	\$9,460.00	\$0.00
HAMILTON	\$0.00	\$0.00	\$27,060.00	\$33,440.00	\$69,740.00	\$0.00	\$53,625.00	\$0.00	\$28,215.00	\$26,455.00	\$23,320.00	\$31,020.00	\$69,245.00
MIDDLETOWN	\$0.00	\$0.00	\$0.00	\$0.00	\$7,425.00	\$0.00	\$0.00	\$0.00	\$0.00	\$0.00	\$0.00	\$0.00	\$7,425.00
MONROE	\$0.00	\$0.00	\$0.00	\$0.00	\$0.00	\$0.00	\$0.00	\$0.00	\$0.00	\$0.00	\$0.00	\$0.00	\$0.00
NEW MIAMI	\$0.00	\$0.00	\$0.00	\$0.00	\$0.00	\$0.00	\$0.00	\$0.00	\$0.00	\$0.00	\$0.00	\$0.00	\$0.00
SEVEN MILE	\$0.00	\$0.00	\$0.00	\$0.00	\$0.00	\$0.00	\$0.00	\$0.00	\$0.00	\$0.00	\$0.00	\$0.00	\$0.00
TRENTON	\$0.00	\$0.00	\$0.00	\$220.00	\$0.00	\$0.00	\$0.00	\$0.00	\$605.00	\$0.00	\$0.00	\$0.00	\$825.00
OXFORD CITY	\$0.00	\$0.00	\$0.00	\$0.00	\$0.00	\$0.00	\$0.00	\$0.00	\$0.00	\$0.00	\$0.00	\$0.00	\$0.00
AREA I	\$0.00	\$0.00	\$0.00	\$0.00	\$0.00	\$0.00	\$0.00	\$0.00	\$0.00	\$0.00	\$0.00	\$0.00	\$0.00
AREA II	\$0.00	\$0.00	\$0.00	\$0.00	\$0.00	\$0.00	\$0.00	\$0.00	\$0.00	\$0.00	\$0.00	\$0.00	\$0.00
AREA III	\$0.00	\$0.00	\$0.00	\$0.00	\$0.00	\$0.00	\$0.00	\$0.00	\$0.00	\$0.00	\$0.00	\$0.00	\$0.00
TOTALS	\$0.00	\$0.00	\$35,970.00	\$33,660.00	\$95,975.00	\$1,485.00	\$56,925.00	\$11,990.00	\$28,820.00	\$33,330.00	\$31,735.00	\$40,480.00	\$370,370.00

OUT OF COUNTY COURTS	JANUARY	FEBRUARY	MARCH	APRIL	MAY	JUNE	JULY	AUGUST	SEPTEMBER	OCTOBER	NOVEMBER	DECEMBER	TOTALS
AUGLAIZE CO	\$0.00	\$0.00	\$660.00	\$2,160.00	\$4,920.00	\$4,320.00	\$720.00	\$2,340.00	\$4,320.00	\$2,880.00	\$6,180.00	\$2,940.00	\$31,440.00
PRESB CO	\$0.00	\$0.00	\$0.00	\$0.00	\$0.00	\$0.00	\$0.00	\$0.00	\$0.00	\$0.00	\$0.00	\$0.00	\$0.00
MASON MAYOR	\$0.00	\$0.00	\$0.00	\$0.00	\$0.00	\$0.00	\$0.00	\$0.00	\$0.00	\$0.00	\$0.00	\$0.00	\$0.00
KETERING	\$0.00	\$0.00	\$0.00	\$0.00	\$0.00	\$0.00	\$0.00	\$0.00	\$0.00	\$0.00	\$0.00	\$0.00	\$0.00
US NAVY	\$0.00	\$0.00	\$0.00	\$0.00	\$0.00	\$0.00	\$0.00	\$0.00	\$0.00	\$0.00	\$0.00	\$0.00	\$0.00
	\$0.00	\$0.00	\$0.00	\$0.00	\$0.00	\$0.00	\$0.00	\$0.00	\$0.00	\$0.00	\$0.00	\$0.00	\$0.00
TOTALS	\$0.00	\$0.00	\$660.00	\$2,160.00	\$4,920.00	\$4,320.00	\$720.00	\$2,340.00	\$4,320.00	\$2,880.00	\$6,180.00	\$2,940.00	\$31,440.00

GRAND TOTALS	JANUARY	FEBRUARY	MARCH	APRIL	MAY	JUNE	JULY	AUGUST	SEPTEMBER	OCTOBER	NOVEMBER	DECEMBER	TOTALS
	\$0.00	\$0.00	\$36,630.00	\$35,820.00	\$100,895.00	\$5,805.00	\$57,645.00	\$14,330.00	\$33,140.00	\$36,210.00	\$37,915.00	\$43,420.00	\$401,810.00

RESOLUTIONS

AUDITORS REPORT
1996

BUTLER COUNTY COURTS	JANUARY	FEBRUARY	MARCH	APRIL	MAY	JUNE	JULY	AUGUST	SEPTEMBER	OCTOBER	NOVEMBER	DECEMBER	TOTALS
FAIRFIELD	\$0.00	\$0.00	\$8,910.00	\$0.00	\$18,810.00	\$1,485.00	\$3,300.00	\$11,990.00	\$0.00	\$6,875.00	\$8,415.00	\$9,460.00	\$0.00
HAMILTON	\$0.00	\$0.00	\$27,060.00	\$33,440.00	\$69,740.00	\$0.00	\$53,625.00	\$0.00	\$28,215.00	\$26,455.00	\$23,320.00	\$31,020.00	\$69,245.00
MIDDLETOWN	\$0.00	\$0.00	\$0.00	\$0.00	\$7,425.00	\$0.00	\$0.00	\$0.00	\$0.00	\$0.00	\$0.00	\$0.00	\$7,425.00
MONROE	\$0.00	\$0.00	\$0.00	\$0.00	\$0.00	\$0.00	\$0.00	\$0.00	\$0.00	\$0.00	\$0.00	\$0.00	\$0.00
NEW MIAMI	\$0.00	\$0.00	\$0.00	\$0.00	\$0.00	\$0.00	\$0.00	\$0.00	\$0.00	\$0.00	\$0.00	\$0.00	\$0.00
SEVEN MILE	\$0.00	\$0.00	\$0.00	\$0.00	\$0.00	\$0.00	\$0.00	\$0.00	\$605.00	\$0.00	\$0.00	\$0.00	\$825.00
TRENTON	\$0.00	\$0.00	\$0.00	\$220.00	\$0.00	\$0.00	\$0.00	\$0.00	\$0.00	\$0.00	\$0.00	\$0.00	\$0.00
OXFORD CITY	\$0.00	\$0.00	\$0.00	\$0.00	\$0.00	\$0.00	\$0.00	\$0.00	\$0.00	\$0.00	\$0.00	\$0.00	\$0.00
AREA I	\$0.00	\$0.00	\$0.00	\$0.00	\$0.00	\$0.00	\$0.00	\$0.00	\$0.00	\$0.00	\$0.00	\$0.00	\$0.00
AREA II	\$0.00	\$0.00	\$0.00	\$0.00	\$0.00	\$0.00	\$0.00	\$0.00	\$0.00	\$0.00	\$0.00	\$0.00	\$0.00
AREA III	\$0.00	\$0.00	\$0.00	\$0.00	\$0.00	\$0.00	\$0.00	\$0.00	\$0.00	\$0.00	\$0.00	\$0.00	\$0.00
TOTALS	\$0.00	\$0.00	\$35,970.00	\$33,660.00	\$95,975.00	\$1,485.00	\$56,925.00	\$11,990.00	\$28,820.00	\$33,330.00	\$31,735.00	\$40,480.00	\$370,370.00

OUT OF COUNTY COURTS	JANUARY	FEBRUARY	MARCH	APRIL	MAY	JUNE	JULY	AUGUST	SEPTEMBER	OCTOBER	NOVEMBER	DECEMBER	TOTALS
AUGLAIZE CO	\$0.00	\$4,920.00	\$660.00	\$0.00	\$2,760.00	\$4,320.00	\$720.00	\$2,340.00	\$4,320.00	\$2,880.00	\$6,180.00	\$2,940.00	\$32,040.00
PREBLE CO	\$0.00	\$0.00	\$0.00	\$0.00	\$0.00	\$0.00	\$0.00	\$0.00	\$0.00	\$0.00	\$0.00	\$0.00	\$0.00
MASON MAYOR	\$0.00	\$0.00	\$0.00	\$0.00	\$0.00	\$0.00	\$0.00	\$0.00	\$0.00	\$0.00	\$0.00	\$0.00	\$0.00
KETTERING	\$0.00	\$0.00	\$0.00	\$0.00	\$0.00	\$0.00	\$0.00	\$0.00	\$0.00	\$0.00	\$0.00	\$0.00	\$0.00
U.S. NAVY	\$0.00	\$0.00	\$0.00	\$0.00	\$0.00	\$0.00	\$0.00	\$0.00	\$0.00	\$0.00	\$0.00	\$0.00	\$0.00
PREPAIDS	\$3,810.00	\$3,535.00	\$3,480.00	\$2,160.00	\$2,655.00	\$2,640.00	\$3,300.00	\$3,255.00	\$4,100.00	\$4,455.00	\$8,416.00	\$2,805.00	\$44,611.00
TOTALS	\$3,810.00	\$8,455.00	\$4,140.00	\$2,160.00	\$5,415.00	\$6,960.00	\$4,020.00	\$5,595.00	\$8,420.00	\$7,335.00	\$14,596.00	\$5,745.00	\$76,651.00

COURT TOTALS	JANUARY	FEBRUARY	MARCH	APRIL	MAY	JUNE	JULY	AUGUST	SEPTEMBER	OCTOBER	NOVEMBER	DECEMBER	TOTALS
	\$3,810.00	\$8,455.00	\$40,110.00	\$35,820.00	\$101,390.00	\$8,445.00	\$60,945.00	\$17,585.00	\$37,240.00	\$40,665.00	\$46,331.00	\$46,225.00	\$447,021.00

95 Money Rec'd	JANUARY	FEBRUARY	MARCH	APRIL	MAY	JUNE	JULY	AUGUST	SEPTEMBER	OCTOBER	NOVEMBER	DECEMBER	TOTALS
	\$49,545.00	\$13,915.00	\$4,070.00									\$0.00	\$67,530.00

MONTH TOTALS	JANUARY	FEBRUARY	MARCH	APRIL	MAY	JUNE	JULY	AUGUST	SEPTEMBER	OCTOBER	NOVEMBER	DECEMBER	TOTALS
	\$53,355.00	\$22,370.00	\$44,180.00	\$35,820.00	\$101,390.00	\$8,445.00	\$60,945.00	\$17,585.00	\$37,240.00	\$40,665.00	\$46,331.00	\$46,225.00	\$514,551.00

TOTAL ALL DEPOSITS MADE IN 1995 TO AUDITOR =

Resolutions

1996 Annual Report

Pre-Paid Inmates by Court

- Area One = 5
- Area Two = 55
- Area Three = 29
- Hamilton = 5
- Middletown = 86
- Monroe = 3
- New Miami = 2
- Other Courts = 13
- Total Pre-Paid Inmates = 198

